

KALLIGRAPHOS

CALLIGRAPHY GUILD



Round Robin Floral Fun

Cover art by
Janell Wimberly

April 2025
VOLUME 45 NO. 7



*"We Ink 'em Up!"
Presidential Seal by Janell Wimberly*

President's Letter

April 2025

Dear Kaligrafos members,

It is looking a lot like Spring may have arrived on the March wind. There are just a few more meetings before our summer break and I encourage you to make the most of them. One way to do this is to sign up for June's workshop that happens after the April meeting on **Wedge Brush Florals**. If you have not used a wedge brush before you will be amazed at what you can do and if you have used one you will be happy to add a new flower to your skill set. Be sure to catch it!

It is also approaching time for membership renewal. Be sure to renew when you get your reminder which ensures that you get your handmade name tag and your name in next year's membership directory. Also remember to send your entry for the front of the membership directory to Virginia Littlepage for consideration. Bring things you have been working on to display on the back table at the meeting to inspire others (and maybe show off just a tiny bit)! We are all curious about how creative members are. See you at the meeting and workshop!

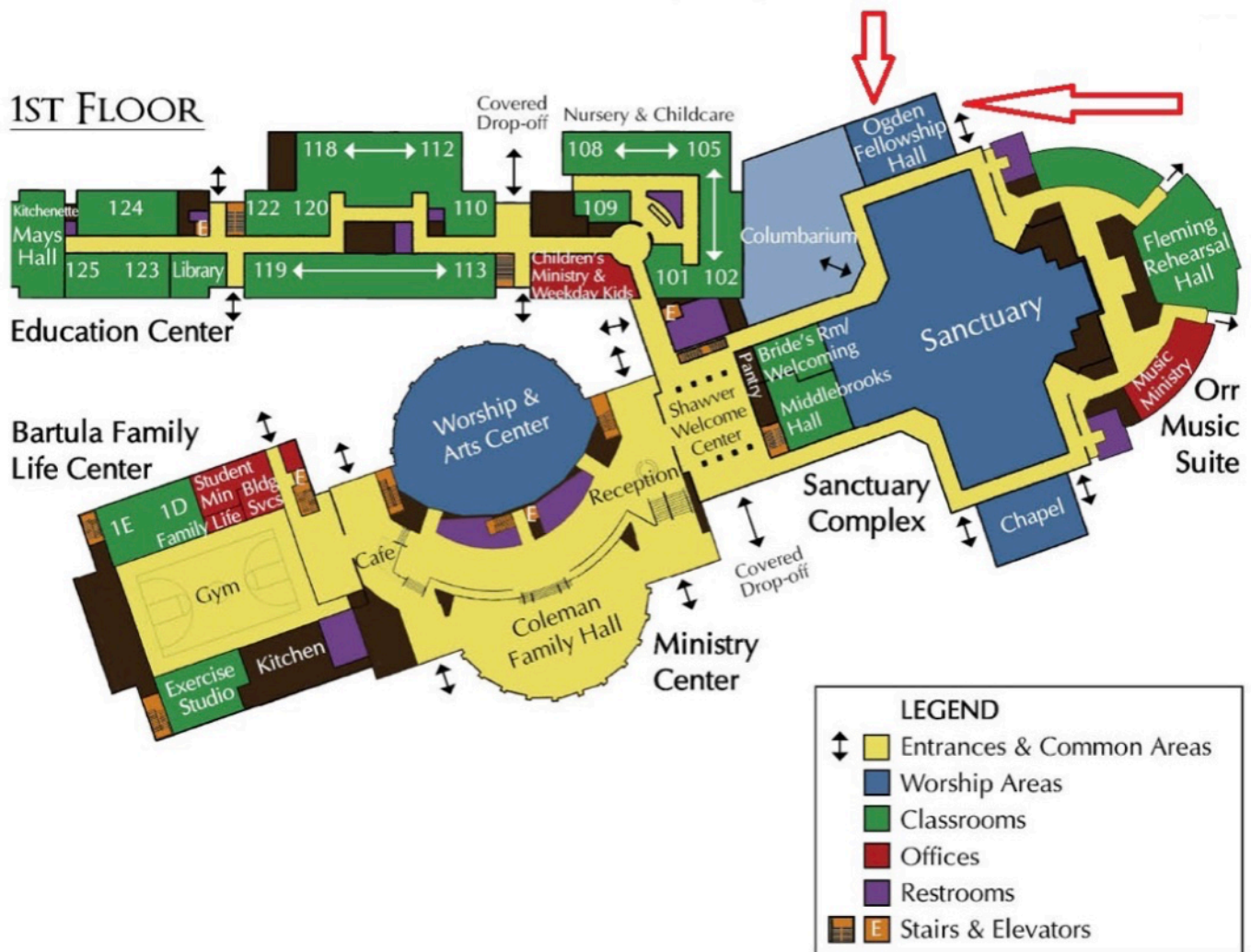
If you have not already signed up for the afternoon workshop on **Wedge Brush Florals** with June it is not too late. When you sign up for workshops remember that if you use Paypal the processing fees are part of the charge now. To avoid the fees you can pay by cash, check or Zelle (treasurer@kaligrafos).

See you at the meeting!

Randy Stewart

President of Kaligrafos

General Meetings 2nd Saturdays at 10:00am – noon
Come early to socialize 9:30am to 10:00am
Meeting Location
First United Methodist Church
503 N. Central Expressway, Richardson, TX 75080
First Floor, Ogden Fellowship Hall (see red arrows on map)



Board Members

Executive Board

Randy Stewart, President
 June Baty, Vice President
 Sherry Barber, Treasurer
 Jeri Wright, Secretary

Chairpersons

Sherry Barber, Website/Communications
 Sarah Schulz, Workshops
 Virginia Littlepage, Membership
 Jean Taylor, Newsletter
 Betty Barna, Fundraising and Exhibits
 June Baty, Programs

2024-2025 Membership

Join Kaligrafos

The Dallas Calligraphy Society

\$25 for individual membership

\$35 for family membership

<https://kaligrafos.com/join-us/>

Please send membership changes of your information via email to:
membership@kaligrafos.com

2024 – 2025 Monthly Programs

September 14, 2024	Make it Sparkle: Using Mica in Calligraphy	Sarah Schulz
October 12, 2024	Pencil to Pen: Monoline Letters	Betty Barna
November 9, 2024	Mini Envelope Folders & Bazaar	Sherry Barber
January 11, 2025	Drawing & Decorating Lombardic Versals	Shelby Barrentine (Zoom)
February 8, 2025	Valentine Social @ The Copeland House	
March 8, 2025	Flow & Flourish: A Meditative Journaling Practice	Roxanne Glaser
April 12, 2025	Round Robin Floral Fun	Jeri Wright Committee (Jeri, Monica, June, and Suzanne)
May 10, 2025	Calligraphic Designing	Linda Schneider (Zoom)

Mini-Workshop

Wedge Brush Florals with June Baty
April 12, 2025 In Person only from 1-4 p.m.

Special Thanks

Thank you to Suzanne Holmes and Deborah Hamlin who volunteered for designing and mailing the birthday cards for 2025-2026!


MONTHLY WORD CHALLENGE

Write any or all of these words in your favorite hand or try them in a new one. They can be as ornate or simple as you'd like. Be creative. Please bring them to the next meeting for the Show and Share table. Each future newsletter will have that month's word challenge. Size is 11 x 14 or smaller.

FOR APRIL MEETING: *Inscription ~ Kaligrafos ~ Scribe*
FOR MAY MEETING: **Farmers' Market ~ Bloom ~ Mud Puddles ~ Garden**

APRIL PROGRAM SUPPLY LIST for all 3 parts of the Round Robin Floral Fun

- * 6.0 Parallel Pen (Blue cap - cleaned out w/no cartridge)
- * Pencil
- * Eraser (kneaded or white plastic)
- * Your favorite pan watercolors (such as Prang, Ganshi Tambi, colored mica pans, etc.)
- * Small utility brush for stirring watercolors and loading colors onto the Pen
- * Small Container (or 2) for water
- * A few paper towels
- * A thin foam pad or stack of papers for padding your surface
- * 01 and 05 black Micron pen
- * Watercolor pencils (3-5 in any flower colors and green)
- * Round brush #2 or smaller



KALIGRAFOS APRIL 2025 PROGRAM


Parallel Pen Florals with Monica Winters



We will learn to blend watercolors using the corners of the Parallel Pen 6.0 and to make florals using a circle template to make pencilled dots (worksheet of printed dots will be provided).

Supplies to bring: 6.0 Parallel Pen (Blue cap - cleaned out w/no cartridge) Pencil, Eraser (kneaded or white plastic), Your favorite pan watercolors (such as Prang, Ganshi Tambi, colored mica pans, etc.), Small utility brush for stirring watercolors and loading colors onto the Pen, Small Container (or 2) for water, A few paper towels, A thin foam pad or stack of papers for padding your surface.

Art Deco Flowers with Jeri Wright



Art Deco period came about in the 1920's to 1930's. The "Mackintosh Rose" has become world famous for its simple but eye catching design. We will be drawing Mackintosh inspired flowers in this session.

Handouts and worksheet will be provided. Flair 0.7mm felt tip black pen & several colored pencils will be provided for use during class.

Floral Zentangle with Suzanne Holmes



Supplies to bring: Pencil, eraser, 01 black Micron pen

We will use Zentangle elements to create florals to “plant” a garden. We will use shading to give it dimension. A template and shading tool will be provided.

Teardrop Flowers & Nib Nest kits with June Baty



Supplies to bring: Black Micron #01 or 05, watercolor pencils (3-5 in any flower colors & green), round brush #2 or smaller, paper towel

We will have 4 tables that the participants will spend 20 minutes doing hands-on creating of each floral type before moving to the next table.

Kaligrafos Calligraphy Guild Mini Workshop

April 12, 2025

1:00 PM - 4:00 PM

Wedge Brush Florals Simplified with June Baty



Learn to make these beautiful petals and leaves using TWO basic strokes. You may surprise yourself. All these colorful flowers at your creative fingertips. So let's have some painting fun !



SUPPLY LIST:

- #8 and #10 wedge brush or which size you have (often called the triangle brush)
- A couple of tiny round brushes, 3/0 or similar small size for flower centers,
- # 005 and/or # 01 black Micron pen – a larger size .5 or .7 might be handy too
- Watercolor paper: Strathmore, Camson or even Arches (scraps for practice)
- Your favorite flower watercolor paints; a couple of green paints for the leaves
- Small water jar, a few sheets of paper towels, a water spritzer or pipette to wet your paints
- Some good scrap paper for texting paints and combinations
- Pencil, eraser and paper for taking notes, pointed Q-tips if you have them
- Don't go out and buy a bunch of stuff. I will bring extra palettes, extra wedge brushes, and paper
- Bring a lunch or hurry out to grab a quick bite

----- Complete, Detach and submit with Payment -----

Mini Workshop Name: WEDGE BRUSH FLORALS SIMPLIFIED w/June Baty

Name _____

Email: _____

Cell: _____

____ Attached is my check for \$25 payable to Kaligrafos ____ Payment sent via PayPal (go to website)

____ Payment sent via Zelle to Treasurer@Kaligrafos.com

Please complete this form and give it to Treasurer, Sherry Barber or email to her at above email

For info and to register for workshops and classes below, visit: www.txlac.org or links below.

**3-Day Retreat
Vellum & Gothic Cursive
with Cheryl Jacobsen**

May 22- 25, 2025

Nazareth Retreat Center

Grand Prairie, TX

<https://form.jotform.com/231821572813151>

**ONLINE MEDIEVAL MANUSCRIPT ART
CLASSES**

With Risa Gettler

Recording access does not expire.

Save \$10 on any class with Early Bird link:

<https://learn.txlac.org/?coupon=EBSAVE10>

RASCALLY RABBITS

Saturday, April 5, 2025

One session Paint-Along

M is for MOM -

Saturday, May 3, 2025

One session Paint-Along

GROTESQUES

April 18 - May 23, 2025

6 week Online Course

Challenge & Refine your drawing & painting skills

This opportunity is an expressive, fun and creative way to improve and refine your seeing, drawing and painting skills. Each participant receives a selection of manuscript images to choose from to draw, create a pattern and paint.

WYVERNS

Saturday, June 21, 2025

One session Paint-Along

MAJESTIC MAJUSCULES

Fridays, July 11 - August 15, 2025

6 week Online Course

Challenge & Refine your drawing & painting skills

This opportunity is an expressive, fun and creative way to improve and refine your seeing, drawing and painting skills. Each participant receives a selection of manuscript images to choose from to draw, create a pattern and paint.

Angie Vangalis

President

Texas Lettering Arts Council

757 E Bethel School Rd

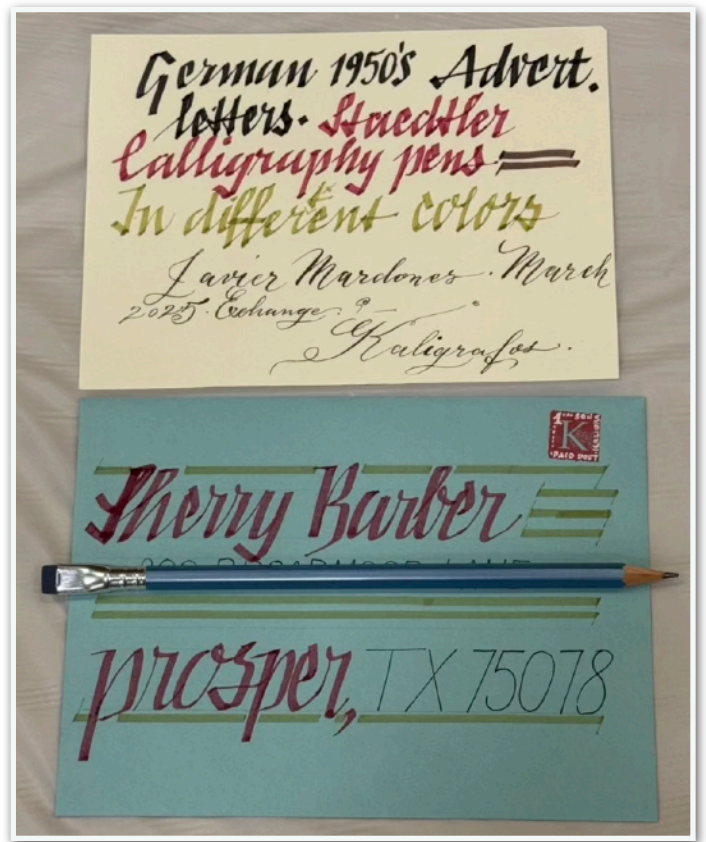
Coppell, TX 75019

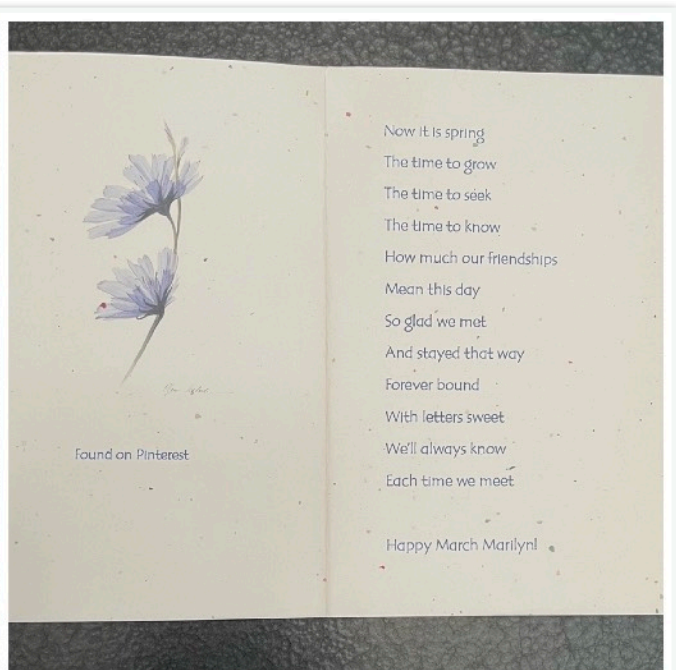
www.txlac.org

TXLAC is a 501(c)(3) non-profit organization devoted to promoting the awareness of the lettering arts and related disciplines.

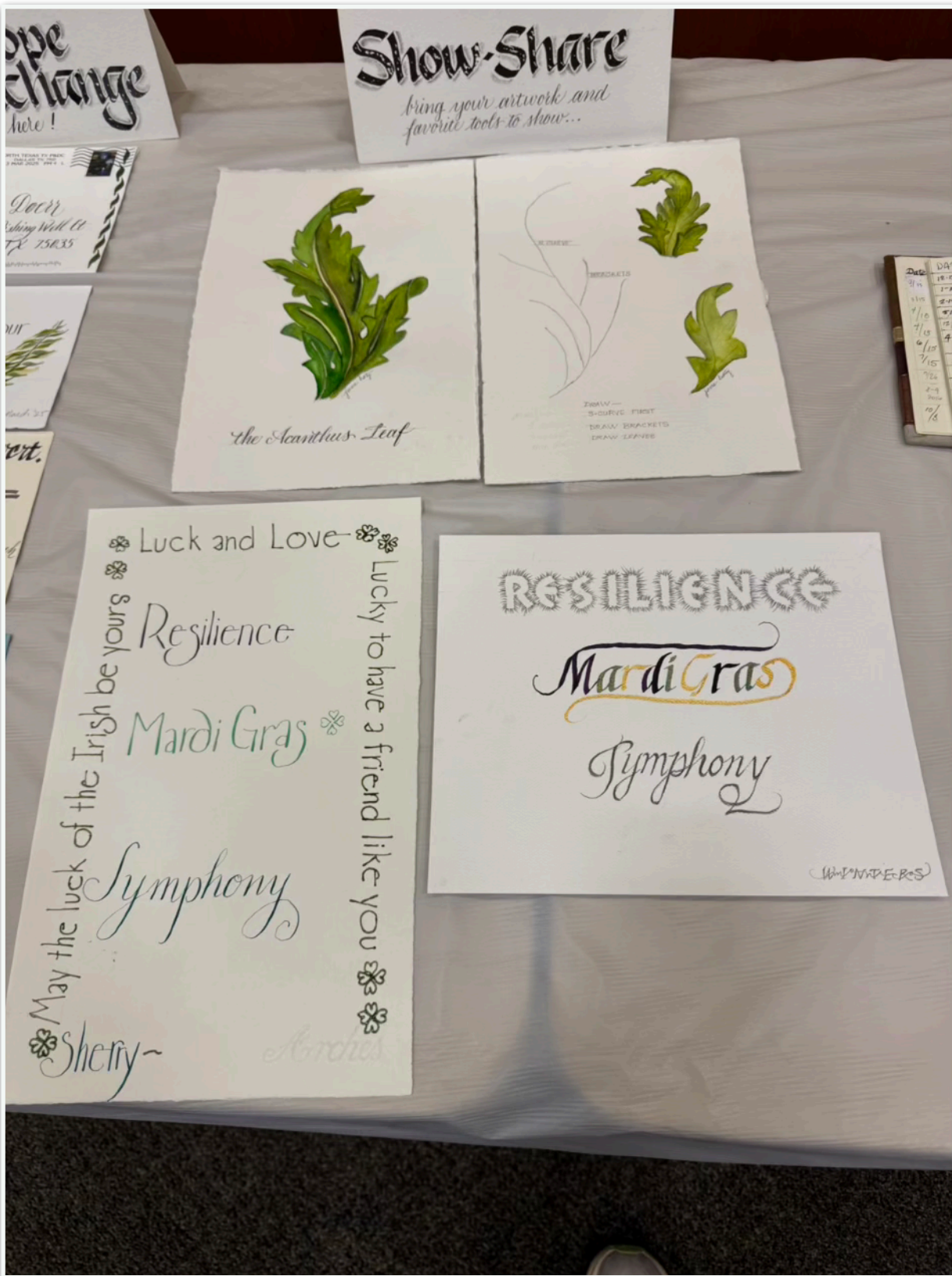


Envelope Exchange



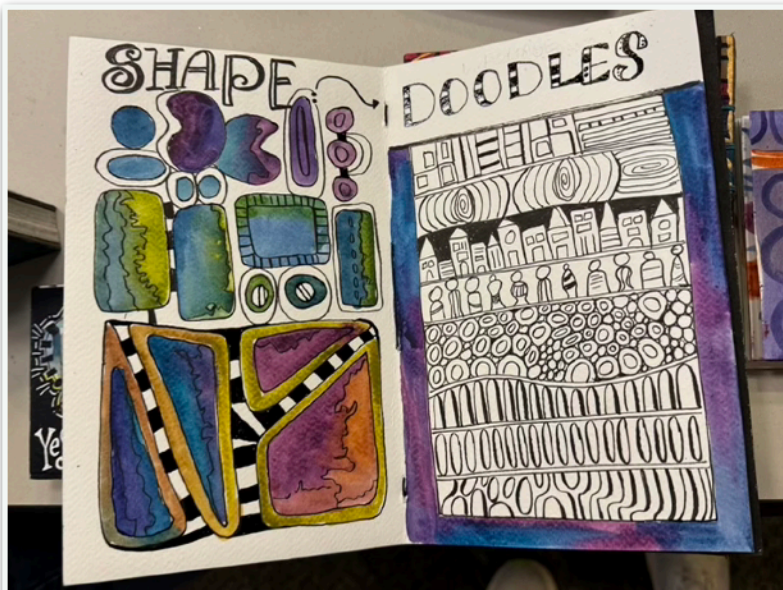

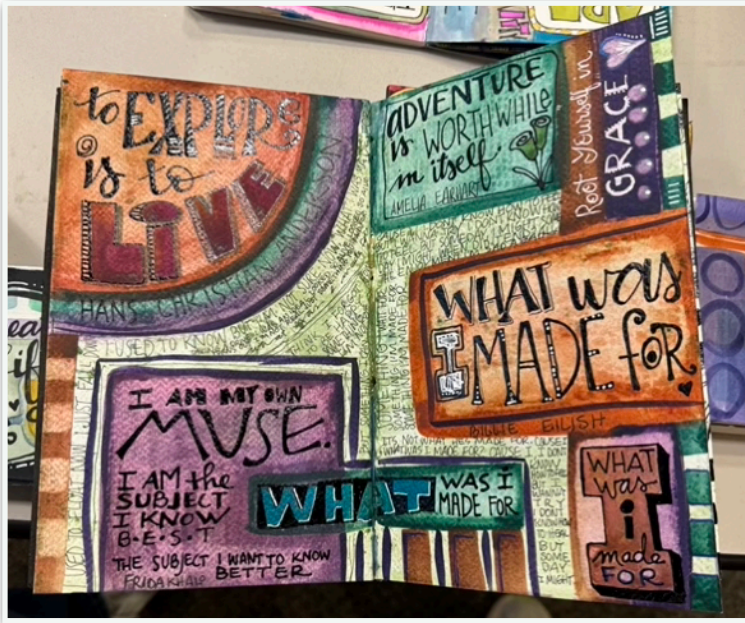


SHOW & SHARE



Flow & Flourish: A Meditative Journaling Practice by Roxanne Glaser









Leaf Script Letters


By Jeri Wright

Leaf Script Letters
created by
workshop
attendees.









KALIGRAFOS WORKSHOP & PROGRAM VIDEOS-MEMBERS ONLY

Did you know that Kaligrafos has a YouTube channel of some previous workshops and programs? If you would like to watch these videos, please email Sherry Barber and she will send you a private link to watch them. These are for members only, not for wide distribution.

"Flow & Flourish - A Meditative Journaling Practice" by Roxanne Glaser

"Drawing & Decorating Lombardic Versals" by Shelby Barrentine

"Pocket Folder/Envelopes" by Sherry Barber

"Pencil to Pen: Monoline Letters" by Betty Barna

"Make it Sparkle: Using Mica in Calligraphy" by Sarah Schulz

"Playful Letters" by Carrie Imai

"Tunnel Books" by Lissette Landauro

"Cut-Out Letters" by Betty Barna

"Painting on Bottles & Glass" by June Leschek

"Pretty Paisley Letters" by Cecilia Boschi, Day One ~ 1 hr 32 minutes

"Pretty Paisley Letters" by Cecilia Boschi, Day Two ~ 1 hr 35 minutes

"Pigments" by Margaret Mall ~ 35 minutes

"Watercolor Fun for Holiday Envelopes ~ 1 hr 9 minutes

"Sewn Boards Binding" ~ 20 minutes