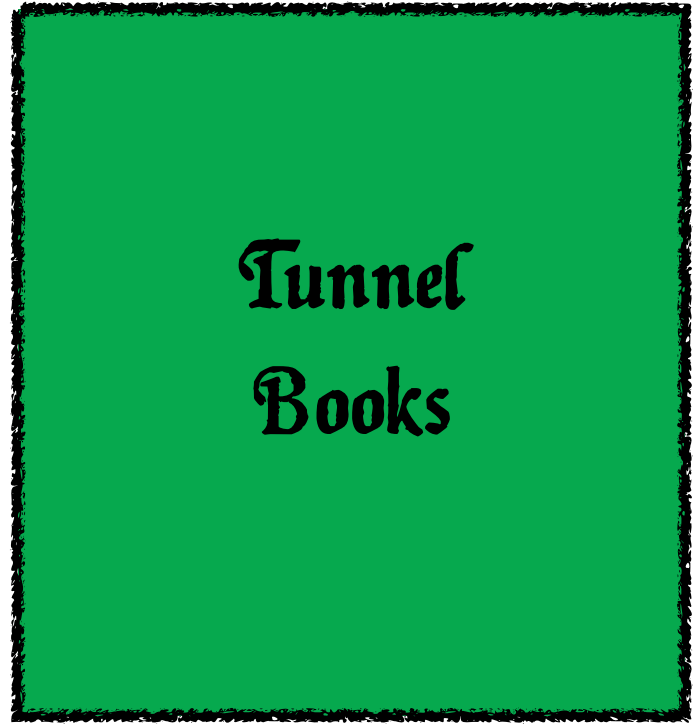


KALLIGRAPHOS

CALLIGRAPHY GUILD



April 2024
VOLUME 44 NO. 7

Cover art by
Janell Wimberly



"We Ink 'em Up!"
Presidential Seal by Janell Wimberly

President's Letter

Dear Kaligrafos members,

April 2024

"If you want to avoid criticism, create less.

If you want to avoid irrelevance, create more." ~ James Clear

Are you ready for Spring? It looks like it may be here.

I saw this quote from James Clear and immediately thought of last month's program giving us means to create more. I hope you enjoyed it as much as I did and put some of the things that Roxanne shared with us into action.

There are just a few more meetings before our summer break and I encourage you to make the most of them. One way to do this is to sign up for Janell's workshop that occurs after the April meeting to learn how to write in circles. It sure beats running around in circles and is a great way to round out your calligraphic skills. Be sure to catch it!

It is also approaching time for membership renewal. Be sure not to forget to renew when you get your reminder so you get your handmade name tag and your name in next year's membership directory.

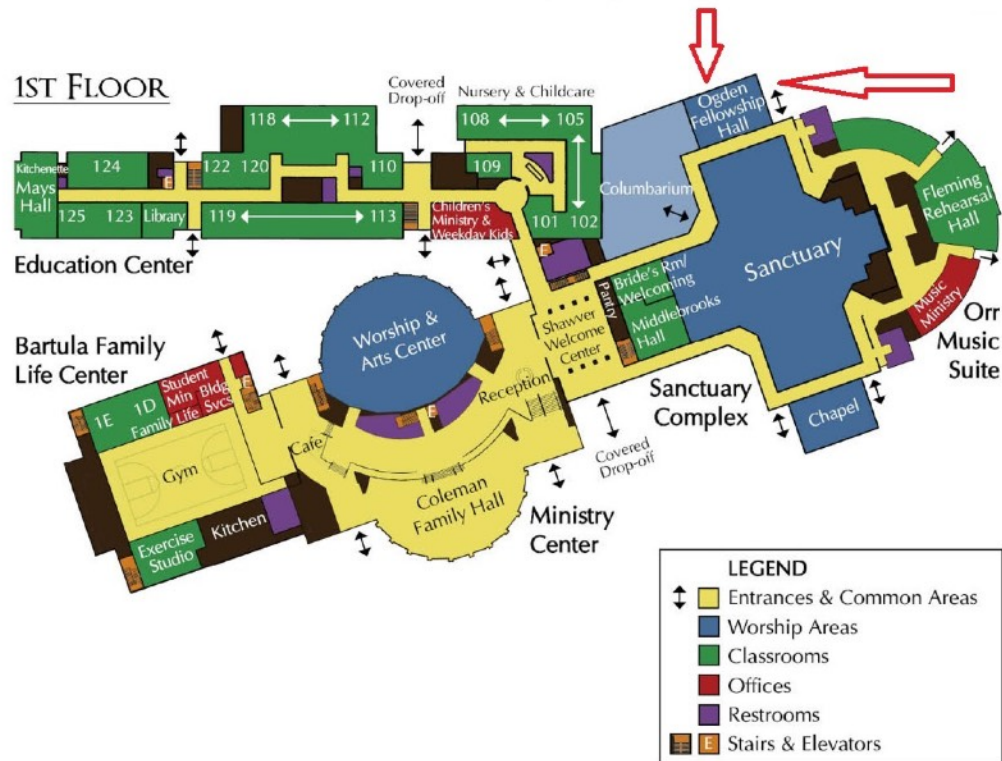
Bring things you have been working on to display on the back table at the meeting to inspire others (and maybe show off just a tiny bit)! We are all curious about how creative members are.

See you at the meeting and workshop!

Randy Stewart

President

General Meetings 2nd Saturdays at 10:00am – noon
Come early to socialize 9:30am to 10:00am
Meeting Location
First United Methodist Church
503 N. Central Expressway, Richardson, TX 75080
First Floor, Ogden Fellowship Hall (see red arrows on map)



Board Members

Executive Board

Randy Stewart, President
 June Baty, Vice President
 Sherry Barber, Treasurer
 Betty Barna, Secretary

Chairpersons

Sherry Barber, Web/Communications
 Jeri Wright, Workshops
 Virginia Littlepage, Membership
 Jean Taylor, Newsletter

PROGRAMS, WORKSHOPS, & MINI WORKSHOPS

2023 - 2024 Monthly Programs

September 9, 2023	Cutout Neuland Letters a la Carl Rohrs	Betty Barna
October 14, 2023	Flag Books	Jeri Wright
November 11, 2023	Bister Techniques - Bazaar	Monica Winters
January 13, 2024	Painting on Bottles and Glass	June Leschek
February 10, 2024	Valentine Social & Raffle	Monica Winters
March 9, 2024	Art of Daily Creative Practice	Roxanne Glaser
April 13, 2024	Tunnel Books	Lisette Landauro
May 11, 2024	Playful Letters	Carrie Imai

Mini-Workshops

April 13, 2024 - Janell Wimberly will present “Writing in Circles and on a Curve” mini-workshop after the regular meeting.

2023-2024 Membership

Join Kaligrafos
The Dallas Calligraphy Society
\$25 for individual membership
\$35 for family membership
<https://kaligrafos.com/join-us/>

Please send membership changes of your information via email to:
membership@kaligrafos.com



MONTHLY WORD CHALLENGE

Calligraph any or all of these words in your favorite hand or try them in a new one. They can be as ornate or simple as you'd like. Please bring them to the next meeting for the Show and Share table. Each future newsletter will have that month's word challenge. Size is 11 x 14 or smaller.

FOR APRIL MEETING: ***Caterpillars - Horticulture - Bountiful***
FOR MAY MEETING: ***Eclipse - Sandcastles - Summer Vacation***

KALIGRAFOS WORKSHOP & PROGRAM VIDEOS-MEMBERS ONLY

Did you know that Kaligrafos has a YouTube channel of some previous workshops and programs? If you would like to watch these videos, please email Sherry Barber and she will send you a private link to watch them. These are for members only, not for wide distribution.

"Cut-Out Letters" by Betty Barna

"Painting on Bottles & Glass" by June Leschek

"Pretty Paisley Letters" by Cecilia Boschi, Day One ~ 1 hr 32 minutes

"Pretty Paisley Letters" by Cecilia Boschi, Day Two ~ 1 hr 35 minutes

"Pigments" by Margaret Mall ~ 35 minutes

"Watercolor Fun for Holiday Envelopes ~ 1 hr 9 minutes

"Sewn Boards Binding" ~ 20 minutes

SHOW and SHARE



EASTER

A handmade sign featuring the word "EASTER" in large, bold, block letters. Each letter is filled with a different color and has a white outline, giving it a layered, 3D effect. The letters are arranged on a white rectangular background, which is mounted on a light green textured paper. The entire piece is framed by a brown border.



MARCH

A handmade sign with the word "MARCH" in a black, serif font. The letter "A" is partially obscured by a large, intricate green floral design that resembles a stylized clover or a cluster of flowers. The sign is mounted on a white background with a thin black border, all set within a brown frame.



SPRINGTIME

A handmade sign with the word "SPRINGTIME" in a black, serif font. The letters are decorated with small, colorful flowers and green grass blades. The sign is mounted on a white background with a thin black border, all set within a brown frame.



SPRING TIME

A handmade sign with the words "SPRING TIME" in a bold, black, sans-serif font. Above the text is a row of colorful flowers and green grass blades. The sign is mounted on a white background with a thin black border, all set within a brown frame.



SPRINGTIME

A handmade sign with the word "SPRINGTIME" in a black, serif font. Above the text is a row of colorful flowers and green grass blades. The sign is mounted on a white background with a thin black border, all set within a brown frame.

APRIL PROGRAM - TUNNEL BOOKS

Presented by Lissette Landauro

NOTE: The handout for this program will be emailed to all members a few days before the April meeting. Please keep an eye out for this, print it, and bring it to the meeting.

Supply list

- 6 to 8 pieces of 4" x 4" paper for the panels. (I use Canson 180gr paper)
- 2 pieces of 4" x 8" paper for the accordions sides.
- 2 pieces of 4 1/8" x 4 1/8" board for the front and back covers, optional. (I use 1.5mm white or gray board)
- 2 pieces of 5 1/2" x 5 1/2" decorative paper for the covers, optional.
- Pencil
- Metal Ruler
- X-acto Knife
- Scissors
- PVA glue
- Glue brush
- Paper plate or similar for the glue
- Bone folder
- Cutting mat
- Spare paper to glue on



About Lissette

Lissette Landauro is a Peruvian architect who found an inspiring discipline in calligraphy.


Interested in the study and appropriation of light, she has found in the manipulation of three-dimensionality and volume a method of her own that combines calligraphy and lettering with other techniques, resulting in a personal and modern expression marked by the interdisciplinary.

Lissette is a founding member of the Peruvian Calligraphy Association - Caligráfica, where she promotes the development of calligraphy in her country.

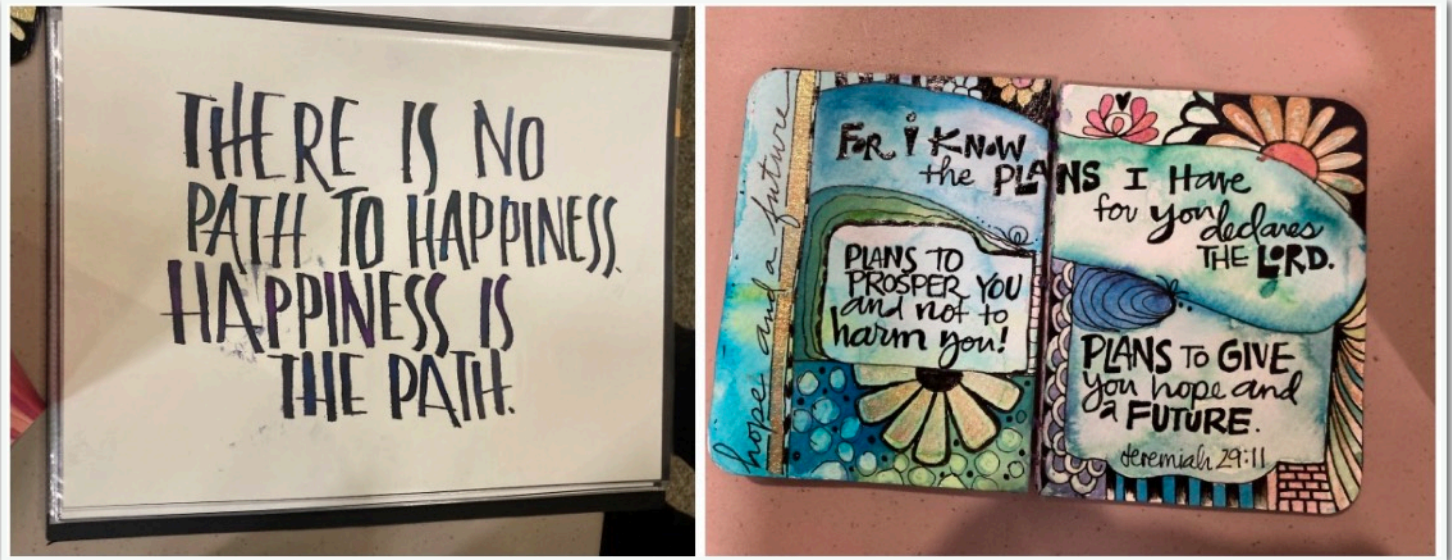
March Program: The Art of Daily Creative Practice by Roxanne Glaser

Reviewed by Sarah Schulz


Roxanne Glaser, also known as Super Doodle Girl, gave our March program about the Art of Daily Creative Practice. She got her start in daily creative practice as a way to cope with and process grief. First after the passing of her husband in 2015, and later her sister, her cat, and later still after a house fire on Christmas Eve, she found that making time for daily creative practice was healing. "The colors would soothe my heart and bring me joy when I felt so horrible." She first started by doodling in her griefshare notebook, and later shifted to more structured approaches.



In 2018, Roxanne started a 100-day project with friends, where she wrote the Lord's Prayer a different way for 100 days. She enjoyed both the challenge and comfort of writing the same thing in a new way each time. She learned that "constraints bring freedom", and took that idea into additional 100-day projects.



Though she has many tools for her creative practice, Roxanne advocates for simplicity in tools as a constraint. One notebook was filled with only black Sakura Glaze pen. She likes using a bound notebook so she can go back and flip through her work without shuffling through or losing individual papers. She had one handmade notebook which she showed to the maker of the notebook, who was delighted to see it filled with something rather than left empty.



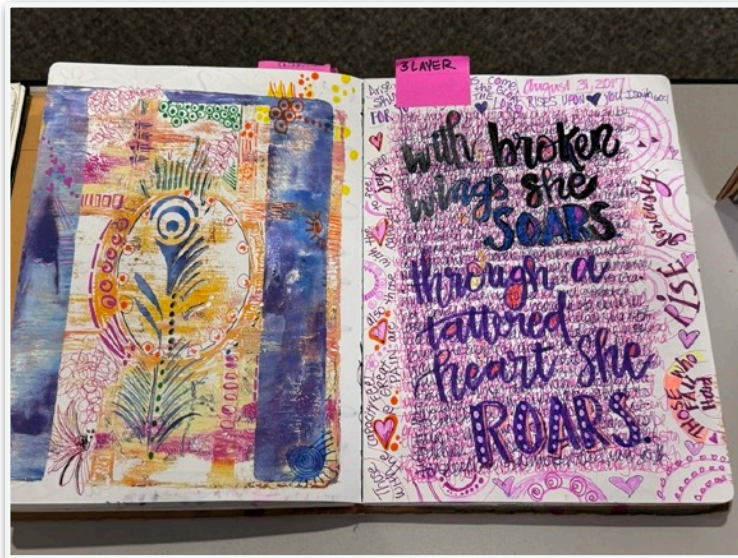

As for making *daily* practice a habit, the program included discussion on choosing the time and space to dedicate to daily creative practice. Roxanne advocated for portability as a beneficial feature of a daily practice kit. She showed us some pouches full of supplies, accompanied by a notebook, that she will take with her on the go. Roxanne gave us six ideas for daily practice:


1. Repeat the content, change the tools.
2. Repeat the tools, change the content
3. Draw the same thing 10 times in a row and then switch.
4. Alternate dominant and non-dominant hand: "It can be crooked, it can be shaky, it's delightful."
5. Practice a specific number of things.
6. Practice one thing for a specific amount of time.



If it all seems too impossible, she shared with us advice she gave to an overwhelmed new mom who wanted to start a daily creative practice: get the smallest journal possible, limit yourself to one tool, and go from there!
More information can be found on superdoodlegirl.com







ARTIST SPOTLIGHT

Roxanne Glaser

- 1. Brief introduction.** I am Roxanne Glaser, known as Super Doodle Girl. I'm an artist, speaker, yogi, and educator on a mission to help people get unstuck using creative tools and techniques. After experiencing debilitating grief, I turned to daily creative meditation and doodling as a way to heal. I share the healing power of tapping into creativity through lettering, doodling, and yoga. I offer workshops, speak at events, and have authored books guiding others using the methods that helped me persevere after a house fire in 2022. My art and teachings empower people to reconnect with their authentic selves.
- 2. How did I get started in calligraphy (journaling/art)?** I attended a brush lettering class taught by Jeanne Dittmann from the Waco Guild in the spring of 2016. I was hooked! I remember filling pages of lowercase Os, and Jeanne would point out one or two that were showing promise! I started my love of letters, though, as a young child, when we used to have paper book covers. I would flip the paper for a blank canvas to cover with doodles and graffiti-style lettering.
- 3. How did I hear about Kaligrafos?** I am a member of the Waco Guild, so I am familiar with various guilds around Texas. I also met several members in 2020 when I attended the yearlong Principles of Design class taught by Cora Pearl.
- 4. What is my favorite medium to use?** My current favorite medium is watercolor with various black inks in a bound watercolor or mixed media journal. I love how portable it is for journaling when I travel or cheer on my grandson at his baseball games.
- 5. What is my favorite tool?** My favorite tools are a good quality bound journal with watercolor paper and the black Glaze pen by Sakura. My favorite journals are the Handbook Journal Co. Watercolor paper and

the Strathmore journals with either 400 or 500 series paper. I also love the Fabriano Venezia Book and Indigo Artpapers WiroPad. I buy Glaze pens in boxes of 12 at a time and use them up quickly. 😊

- 6. What do I do with my calligraphy(journals/art)?** My daily artwork is ephemeral, created to soothe my heart and calm my mind. I share videos online to inspire others to take small steps in daily creativity. I have been a "GriefShare Fairy" and would collect small quotes and art to give goody baskets to those grieving. I also enjoy creating large acrylic paintings and have filled up my house with them. My grandkids commented that it feels like an art museum, which delights my heart.

You can find me online at my main website: <https://www.superdoodlegirl.com/>

I am Super Doodle Girl on all social media sites, but am most active on Instagram and YouTube.

Download free coloring pages at <https://www.superdoodlegirl.com/free/>
Learn with me online at <https://superdoodlegirl.teachable.com/courses>


- <https://www.instagram.com/superdoodlegirl/>
- <https://youtube.com/@superdoodlegirl>





March Minutes:

The Nominating Committee consists of Betty Barna, Jeri Wright, June Baty and Margaret Mall as the alternate. The positions open this year for election is the President and Secretary. If you have any questions or suggestions about those positions please contact someone on the Nominating Committee. The slate will be presented at the April meeting and the election will be held at the May general meeting.



We made \$575 on the Valentine Raffle - thanks to all who gave items for this event.

Betty Barna, Secretary

