



**KWALLIGRAPHOS**  
CALLIGRAPHY GUILD

Welcome Back!

Cutout Neuland  
Letters a la  
Carl Rohrs

Cover art by Janell  
Wimberly

September 2023  
VOLUME 44 NO. 1



*"We Ink 'em Up!"  
Presidential Seal by Janell Wimberly*

# President's Letter

Welcome back to another year of Kaligrafos. We had a year of challenges in 2023 and we have returned to make this year even better. It is all about you, the members, and what we can do together as Kaligrafos. I am looking forward to a great year and certainly you are, too.

I can tell you from experience, one of the tasks taking the most dedication is that of newsletter editor. This year we turn a new page as Jean Taylor puts her unique mark on this honorable task. Please help her out by submitting photos, announcements and articles of interest. I can attest that what makes the newsletter interesting are the things contributed by members. The member spotlight would be a great item to bring back to the newsletter this year. Any volunteers?

The program for our September 9th meeting is **Cutout Neuland Letters** a la Carl Rohrs presented by Betty Barna. I am a big fan of three dimensional calligraphy and hope to learn some new dimensions to this technique.

September will be a busy month as we hold our first Zoom workshop September 16th & 17th with Cecilia Boschi from Italy instructing us in the creation of Pretty Paisley Letters. This one is already getting international attention so I urge you to not miss it. As a member you get to attend as part of your regular membership so be ready to Zoom on over to Italy for a great weekend.

At the end of the month our signature event of the year is The Dallas Pen Show, once again at the Doubletree Hotel in Dallas on Friday, September 29th from 10:00 am until 8:00pm and Saturday, September 30th, from 9:00am to 5:00pm. This is a great opportunity to use your name writing skills on bookmarks while promoting Kaligrafos and getting better acquainted with other Kaligrafos members. People are amazed these days that there are still people around who can actually write real words with real pens and real ink. We also sell fundraising items. It is also the best place to find almost any ink imaginable and expand your knowledge on the art of fine writing beyond dip pens. Sign up for a time slot to help at our table.

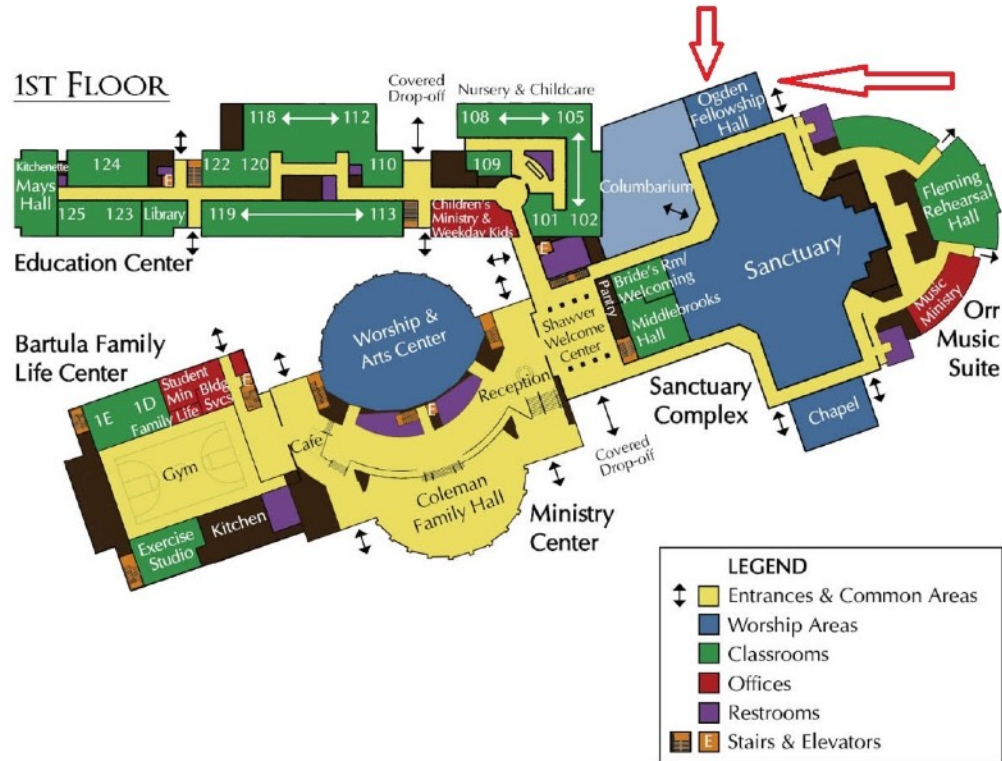
This year we are expanding the ATC challenge to give you free reign to show and share ANY calligraphic project you have been working on. If you like making ATC's you can still do that but you are not limited to that format and the theme is up to you. Share your favorite work for all to enjoy.

Finally, I know it is September but it is never too early to think about how you would love to serve on the Valentine social committee. It will be here before you know it.

I'll see you in September ...

Randy Stewart, President

**General Meetings 2<sup>nd</sup> Saturdays at 10:00am – noon**  
**Come early to socialize 9:30am to 10:00am**  
**Meeting Location**  
**First United Methodist Church**  
**503 N. Central Expressway, Richardson, TX 75080**  
**First Floor, Ogden Fellowship Hall (see red arrows on map)**



## Board Members

### Executive Board

Randy Stewart, President  
 June Baty, Vice President  
 Sherry Barber, Treasurer  
 Betty Barns, Secretary

### Chairpersons

Sherry Barber, Web/Communications  
 Jeri Wright, Workshops  
 Virginia Littlepage, Membership  
 Jean Taylor, Newsletter

## PROGRAMS & MINI WORKSHOPS

### 2023 - 2024 Monthly Programs

September 9, 2023	Cutout Neuland Letters a la Carl Rohrs	Betty Barna
October 14, 2023	Flag Books	Jeri Wright
November 11, 2023	Bister Techniques - Bazaar	Monica Winters
January 13, 2024	Painting on Bottles and Glass	June Leschek
February 10, 2024	Valentine Social & Card Exchange	Monica Winters - Chairperson
March 9, 2024	Art of Daily Creative Practice	Roxanne Glaser
April 13, 2024	Tunnel Books	Lisette Landauro
May 11, 2024	Playful Letters	Carrie Imai

#### Mini-Workshops

1-4 p.m. after the regular meeting

**January 13, 2024** - Angie Vangalis will present Playful Parallel Pens mini workshop after the regular meeting.

**April 13, 2024** - Janell Wimberly will present Design an Alphabet From Scratch after the regular meeting.

#### September Supplies To Bring

Please bring:

- Exacto Knife
- Cutting mat
- Removable tape
- Glue stick
- Colored background paper(s) - scraps will likely do
- White pen to outline finished cutout

Betty will supply:

- Letters printed on white text paper
- Black cover weight paper
- Directions/Handout
- Band-aids

SEPTEMBER PROGRAM

CUTOUT NEULAND LETTERS A LA CARL ROHRS  
*Presented by Betty Barna*



**DALLAS PEN SHOW**

<http://www.dallaspenshow.com/wp/>

*The Dallas Pen Show* will be held once again this September on Friday the 29th and Saturday the 30th, Friday 10 a.m.- 8 p.m. and Saturday 9 a.m.- 5 p.m. As in past years, Kaligrafos will have a couple tables set up and we will need volunteers to man the tables and do some calligraphy work. This is a wonderful event to bring calligraphy to the fountain pen enthusiasts. Please consider signing up at the September Kaligrafos meeting or with Eric Doerr to volunteer for either day or both days.

**Doubletree Hotel - Dallas Galleria  
4099 Valley View Lane  
Dallas, TX**

**Admission tickets are \$5 at the door for attendees.**

**NEW THIS YEAR AT THE MEETINGS**

**SHOW & SHARE**

- This year in lieu of having monthly ATC cards, we would
- like to encourage all members every month to bring
- something that they have created and place it on the
- back table. During the meeting, those who brought
- something will show what they made and share the
- inspiration behind it and how they created it.

# May Program Review

**Monica Winters - Presenter**

*“How Many Colors Can I Get From Just 2 Bottles of Ink?”*

Reviewed by Sarah Schulz, Taught by Monica Winters

Monica attended Legacies III where Carol DuBosch taught her color wheel with just two colors, and she shared what she learned with us in the May program.

Participants received a hefty packet with dinky dips filled with Winsor and Newton Dark Blue (DB from now on) and Yellow Ochre (YO) calligraphy inks, an empty palette, HP 32lb paper for practice, and blunt-tip syringes for careful measuring of drops to mix colors. Participants brought their dip pen of choice.

First up was a lesson in mixing ratios and dilution to get the various colors. For those who missed it, the recipes are:

1 drop YO + 5 drops water  
5 drops YO + 5 water + 1 tiny drop DB  
3 drops DB + 2 drops YO + 5 drops water  
5 drops YO straight  
5 drops YO + 2 drops DB + 5 drops water  
3 drops DB + 3 drops water

There are also two ways to go about using the various colors: dipping the nib from color to color, or wiping in between different color dips. Cleaning the nib in between dips will give cleaner colors, whereas random dipping without cleaning can give an interesting variegated muddy/earthy effect.

It's no surprise that it was a delight to walk around and see what everyone's practice pages looked like. The resulting colors looked nice and springy, some bright and some earthy. Everyone brought a dip pen of their choice, from broad nib to pointed pen to empty Parallel pens and automatic pens; I played around with a Parallel with water in the cartridge to play around and see what that would do. Creativity sparked and lots of us started wondering what would happen if we used a gray-inked pen and then dipped in color, etc. - lots of ideas to play with at home!

**PHOTO GRAPHS CAN SPEAK VOLUMES**


**IMPERMANENCE MAKES THE EDGES OF THINGS BURN BRIGHTER**

*Adopt the pace of nature: her secret is patience*

**May Program:**  
**I Can Get How Many Colors Out of Just Two Bottles of Ink?**

**PRESENTER: MONICA WINTERS**

*DuBosch Color Wheel*



FILE YOUR PAPER WITH THE DREAMING OF YOUR HEART, WORDS WORTH

**ABCDEFGHIJKLMNOPQRSTUVWXYZ**  
**abcdefghijklmnopqrstuvwxyz**  
**qrstuvwxyz**  
**abcdefghijklmnop**  
**qrstuvwxyz**

*All 6 colors in palette, not mist (pen used without coloring)*

*intermingled color dipping*

1 drop Y.O. + 5 drops water

5 drops Y.O. + 5 drops water + 1 tiny drop D.B.

3 drops D.B. + 2 drops Y.O. + 5 drops water

5 drops yellow ochre (Y.O.)

5 drops Y.O. + 2 drops D.B. + 5 drops water

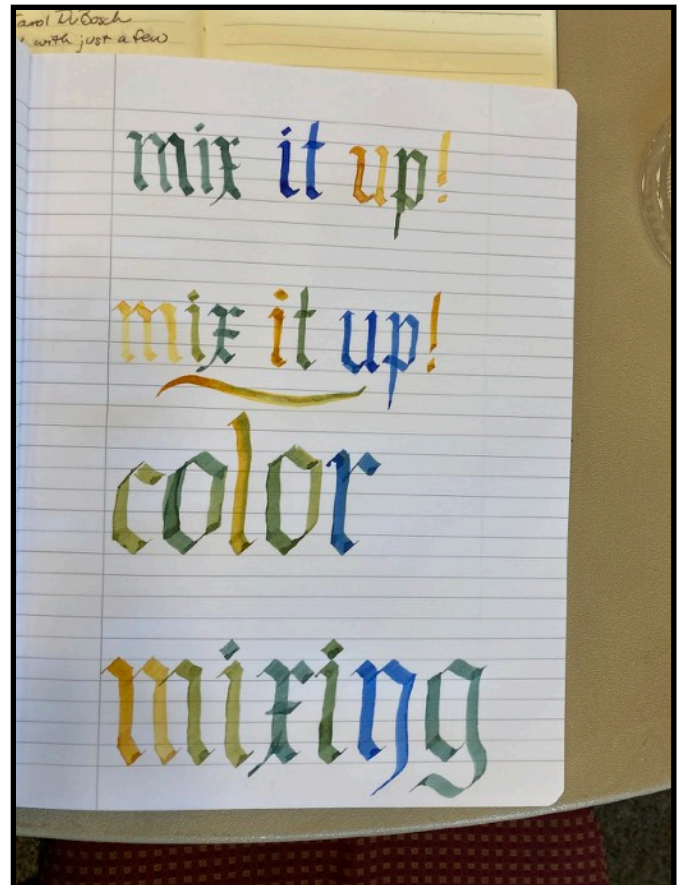
3 drops D.B. + 3 drops water

**MARILYN JEANNIE**

*When colors in the palette become muddled by random dipping, the colors can still produce unusual color patterns, as shown above.*









Stewart Stewart Now is Waterbrush  
Mix

Randy Beverly Stewart - 1-2-21



## Kaligrafos Board News:

The board met in June as usual to thank the outgoing board members and welcome the new ones. June Baty is the new VP, Jean Taylor is the new editor for the newsletter, and Virginia Littlepage is the incoming membership chair.

An audit of the books was performed by Sherry Barber (the new Treasurer) and Betty Barna and found to be in good order. Exhibits and Fund Raising remain on hold for now. And we will again participate in the Pen Show at the end of September.

Several motions were made for the upcoming calendar year.

**Motion made and carried:** That the stipend for presenting a program be raised to \$100 in line with what other guilds are paying for this service, and to entice out of state presenters via Zoom.

Two workshops are being scheduled for the fall on the Zoom platform -

1. Pretty Paisley Letters by Cecelia Boschi (Sept. 16,17) of Italy
2. Calligraphy Dirds by Susie Beringer, on October 21st.

**Motion made and carried:** That we offer both of the Zoom workshops above to our guild members for free, with non-members paying \$50. All members who plan to attend either of these workshops need to let Jeri know in an email - one for each workshop.

**Motion made and carried:** That we purchase the following equipment for the guild use, not to exceed \$2000 – a computer, document camera, projector and microphone. This was deemed to be necessary as more and more Zoom presentations are now commonly used for teaching purposes by all of the guilds and presenters.

**Motion made and carried:** That we purchase a Zoom account for the guild for the next year. We will continue to use PayPal on the website and will set up a Zelle account for use by the membership as well. Sherry will keep us posted on this.

This is your board working for you! Step forward and be an active member.

Betty Barna, Secretary

## KALIGRAFOS CALLIGRAPHY GUILD OF DALLAS

PRESENTS A **ZOOM WORKSHOP** WITH CECILIA BOSCHI

SATURDAY, SEPTEMBER 16 & 17, 2023 10:00am-11:30am (CDT)

### 'PRETTY PAISLEY LETTERS'



During this 3-hour workshop, we will learn about the interesting design possibilities offered by a type of paisley decoration that was used in the 16<sup>th</sup> and 17<sup>th</sup> century. These decorating elements are particularly suited to accompany the elegant Roman capitals often used for monograms. There will be two sessions (1.5 hours each) to accommodate the time difference between the U.S. and Italy, where Cecilia resides.

[This workshop will be recorded and available through November 30, 2023.](#)

Questions can be directed to Jeri Wright, Workshop Chairman, at [workshops@kaligrafos.com](mailto:workshops@kaligrafos.com).

**KALIGRAFOS CALLIGRAPHY GUILD OF DALLAS PRESENTS**

**A ZOOM WORKSHOP WITH SUZIE BERINGER**

**CALLIGRAPHIC 'DIRDS'**

SATURDAY, OCTOBER 21, 2023 10:00am – 5:00pm (CDT)



These little quirky *calligraphic birds* were developed by Suzie Beringer as another way to use our lettering skills - **but they are so much fun to make**....flapping wings, bases on springs etc.....also, they make great gifts. There are many ways to display them which is part of the fun....the possibilities are endless. In this workshop you will be shown how to make these unique on-of-a-kind 'dirds'. A great way to repurpose calligraphy pieces stashed away in your drawers.. Workshop recording will be available until January 11, 2024.

Questions can be directed to (Jeri Wright) the workshop chairman at [workshops@kaligrafos.com](mailto:workshops@kaligrafos.com).

This workshop is also open to non-members of the guild. Please access the PayPal button for registration. \$50/per person

# ATC the World

Last year's final "ATC the World" in May was saying Hola to Mexico-such a rich source of colorful culture for inspiring our creativity. As usual, the submissions were beautiful.

