



KALLIGRAPHOS
CALLIGRAPHY GUILD

*Unique Folded
Cards with
Beverly Stewart*

President's Letter



"We Ink 'em Up!"
Presidential Seal by Janell Wimberly

January 2023

Happy New Year!

I hope your holidays were restful and enjoyable times with friends and family.

Welcome to the blank page known as 2023! I believe my sheet of paper for 2023 is one of my favorite papers, a parent sheet of Arches Text Wove. I am tearing my sheet down into 12 pieces — one for each month of 2023 — to make my manuscript. It is up to each of us to plan and execute our best work in our favorite hand to produce a personal masterpiece that can be reflected on for years to come. What is your favorite paper? What will you record in your book?

Also, keeping with my theme of *Atomic Habits*, I encourage you to pick the next thing you want to add to your standard routine and attach it to a current habit so it becomes part of your life.

The January program on card making, "Easy fun folds", will be presented by someone I know very well so I know it will be one you will enjoy. I encourage you all to bring your scissors and favorite adhesive for card making—could be glue or double sided tape and follow along while Beverly teaches us one of her favorite card making techniques.

We will also be handing out the Valentine Social invitations to those present, and mailing the rest. If you haven't thought about your Valentine exchange yet, it is high time to get busy! The January ATC theme is the word you use to say hello in Brazil, which is Olá.

Hope to see you at the January meeting!

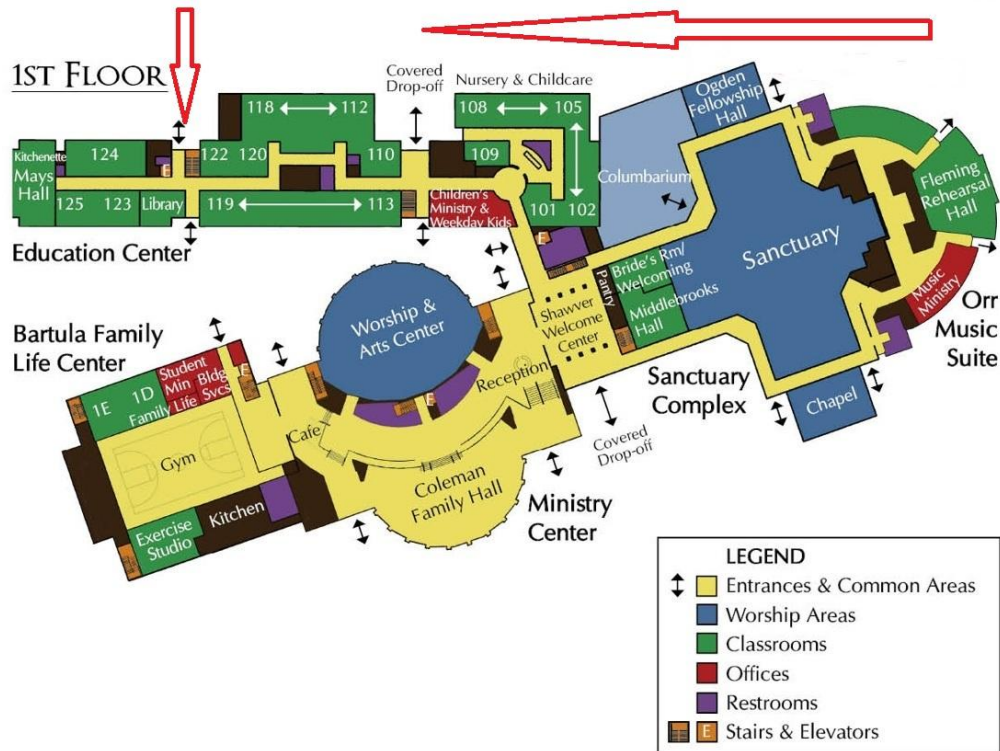
IMPORTANT: Meeting location changed for January only! We will be in the old location, room #217. See new map below.

General Meetings 2nd Saturdays at 10:00am – noon
 Come early to socialize 9:30am to 10:00am
 Meeting Location

First United Methodist Church

503 N. Central Expressway, Richardson, TX 75080

*January ONLY – meeting in old location – Room 217
 Upstairs – Follow the red arrows!!*



Board Members

Executive Board

Randy Stewart, President
 Monica Winters, Vice President
 June Baty, Treasurer
 Betty Barna, Secretary

Chairpersons

Sherry Barber, Web/Communications
 Margaret Mall, Exhibits
 Jeri Wright/June Baty, Workshops
 Eric Doerr, Membership
 Rick Garlington, Newsletter

January Program: Unique Folded Cards

with Beverly Stewart

I'm looking forward to sharing some easy fun folds with you at the meeting next weekend. We will do at least one make and take. Bring your favorite paper adhesive—either glue or double-sided tape and some paper snips (small scissors).

Here is a link to my Fun Folds board on Pinterest. I didn't make ALL of the cards pinned, but I did make about half of them.

<https://www.pinterest.com/beverly0060/fun-folds/>



November Program Review

Monoline Lettering *by Jeri Wright*

- Please use .01 or .05 fine point markers with light pressure, or a pencil.
- Use a clear ruler (preferably 6 or 12 inches) to create straight lines and consistent spacing.
- For her demonstration and club member participation, Mrs. Wright chose to make letters 2 lines high. Width can/will vary, with consistency among similar letters.
- Free-hand curved-letters (C, G, etc.) with “half-moon strokes”.
- Keep horizontals level from letter to letter.
 - For fun and variety, substitute some horizontals with hearts or stars, etc.
 - Try to ensure halfway marks of all letters are level.
- For the “T” make the top line first to insure good spacing.
- For the “V” make 3 dots first with the dot on the bottom line centered between the dots on the top line to insure proper spacing.
- The “M” and “W” will occupy 1 and a half spaces
- Mrs. Wright introduced the kneaded eraser
 - Widely available at craft and office stores.
- It is soft and effective for light erasures to make slight corrections to improve spacing, etc.
- Start with a graphite pencil, erase with a kneaded eraser; then redo the “ghost lines” with marker.

Review notes by Karen Bealle


Valentine's Party!!

Our annual valentine's social will take place next month - February 11, 2023. Pick up your invitation at the January meeting or it will be mailed to members who can't be at the meeting. For inspiration, the next few pages have some examples of previous years' member contributions.

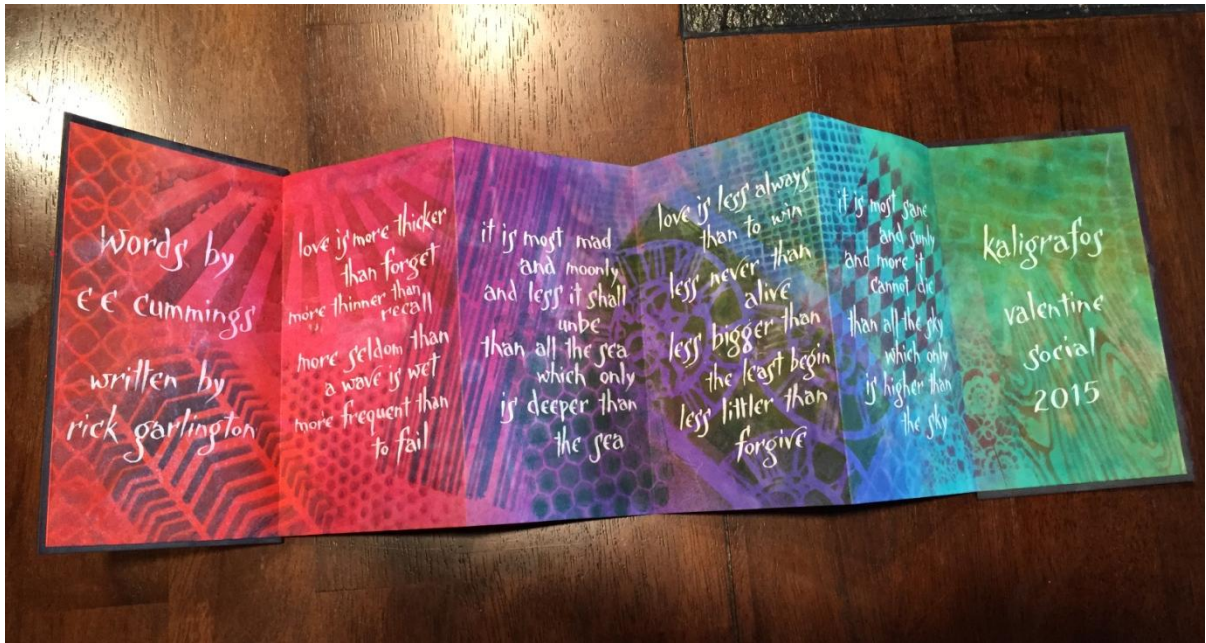


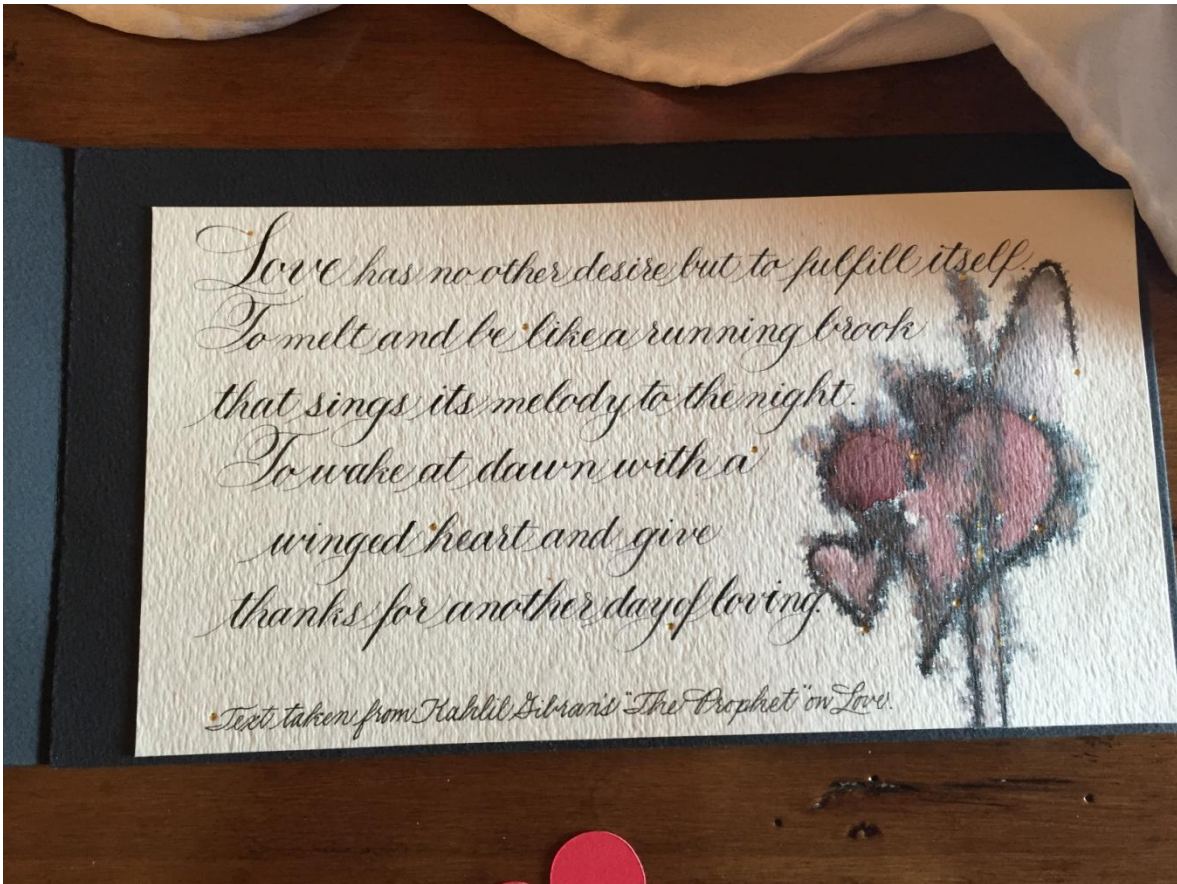


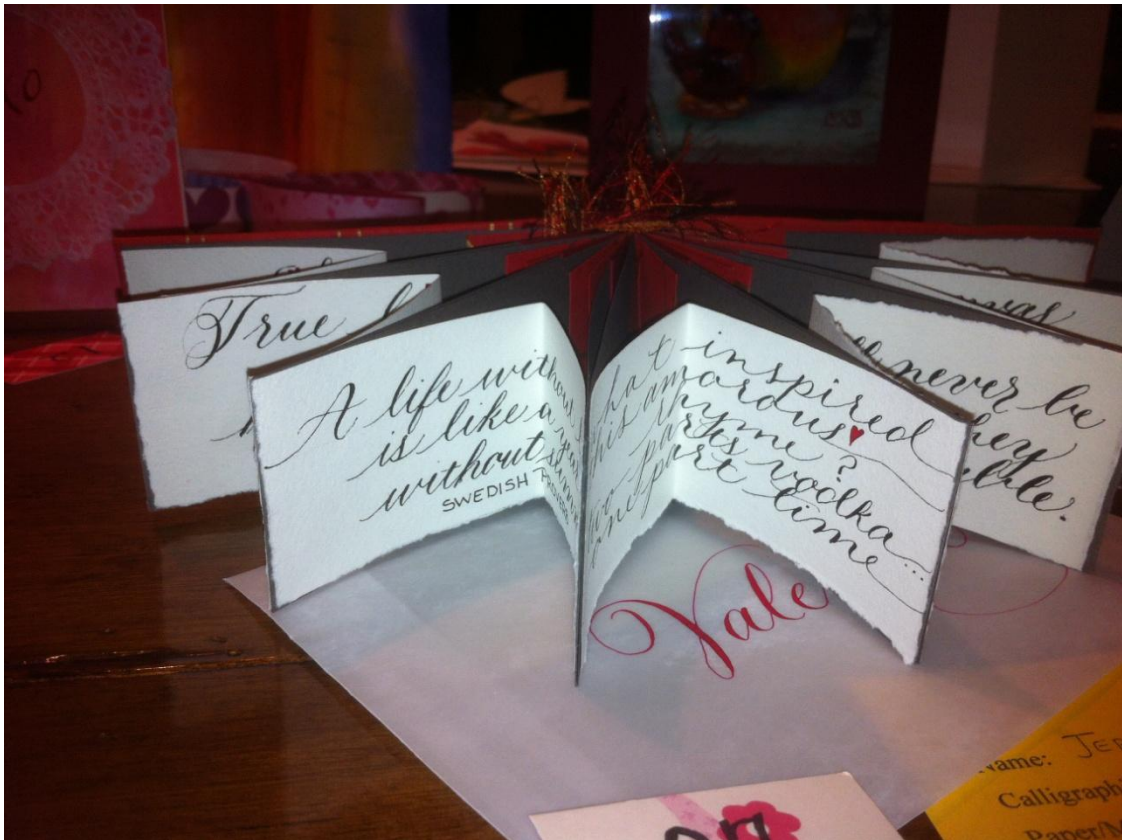
















Thomas & Brenda Burns, Rick Garlington, and Monica Winters represented Kaligrafos at the annual Type-In held at the Parr Library in Plano on November 19, 2022. Lots of fun typewriters and very interesting people joined the fun. It's something you might want to consider next time it happens!!





More New Inks

Some guild members received an Inkvent Calendar this year. It is an advent calendar manufactured and sold by Diamine Inks. The first 24 days contain a 12ml bottle of ink, and the 25th day contains a 30ml bottle of ink. Each day is different. There are 25 unique colors, available only from Diamine, and currently only available in the Inkvent Calendar. In previous years, they have released the individual inks in 50ml bottles sometime later in the year.

Some of the inks are standard (ordinary) inks, some are sheen inks (which dry to include a different color on top of the original color), some are shimmer inks (which contain mica bits for shine/shimmer), and some are a combination (which they call “Chameleon” inks).

Just for fun, I’ve attached a picture of my 2022 calendar completely opened up and tested. It’s like getting a present each day! For the inkaholics among us, it’s pure joy. I confess that I currently have more ink than I can use in 10 lifetimes, but I can’t resist the new ones each year.

Rick Garlington



DIAMINE INKVENT CALENDAR
ALPINE
13-01-2022

ABC
abcdefghijklmnopqrstu
vwxyz
abcdefghijklmnopqrstu
vwxyz rick

ATC the World

Here is a sample ATC for our "trip" to Brazil this month. The word for "hello" is "Olá".

Here is our Brazil Inspiration Board:

<https://www.pinterest.com/beverly0060/brazilian-artistic-expressions/>

Don't forget that those who sign up to participate will get an album sleeve provided by Kaligrafos to store your new collection. Don't forget to make an ATC for yourself!

Someone was asking about the full chart of what we are doing for the ATCs all year. You can find the chart in September's newsletter.

Link [2022-09.pdf \(kaligrafos.com\)](#)

Note: card is not complete – lettering to be added later!



Here are some samples from previous months' member contributions:



Graphite Techniques w/Monica Winters
Mini workshops, March 11th & April 8th, 2023
1pm-4pm, following the monthly meeting in same room
\$30 per class or \$50 when you sign up for both classes

Graphite is becoming more and more a viable artistic tool in calligraphy as seasoned instructors teach pencil lettering not only as a lead-in to inked or brush lettering, but as a stand-alone artistic medium. This workshop will put its participants on the path to developing the skills and a discerning eye in creating letter forms and compositions. Even better, graphite has a bonus: you can erase!

The first session in March will begin with shading exercises and then move into drawing letter forms, both structured and invented. We will transition into applying the principles of design to create a finished project. The second session in April will explore a variety of graphite tools to create dramatic effects to focus on compositional presentation for another project.



Sign-up and pay here:
[Workshops » Kaligrafos](#)

Carol Scott Calligraphy Classes

Beginning Calligraphy Class, In Person

Heights Rec Center

711 W. Arapaho Rd, Richardson, TX

Tuesdays, 2 – 4 p.m.

February 28, 2023 to April 11, 2023

Ages 16 through adult

https://anc.apm.activecommunities.com/richardson/tx/activity/search?onlineSiteId=0&activity_select_param=2&activity_keyword=calligraphy&viewMode=list



Private Calligraphy Lessons

- In-person or on Zoom
- Covering a wide range of calligraphy and related topics including - pointed pen styles, broad-edge styles, using gouache, Italic handwriting, using/understanding color, how-to on projects, flourishing, etc.
- You choose lesson length (1, 1.5, 2 hours) and frequency (2/week, 1/week, biweekly, etc.)
- Ages 10 - adult

<https://www.carolscalligraphyart.com/>

