



*Graphite
Techniques
With
Monica Winters*

President's Letter



"We Ink 'em Up!"
Presidential Seal by Janell Wimberly

Hello Kaligrafos members,

This is my final President's letter to all of you, as we will be electing a new President that will preside over the guild for the next two years. I am so honored to have served in this role during the past four years. It was a scary step at first but like anything new, you just go for it and soon it feels comfortable. This guild is blessed with a great board, both executive board and the committee chairmen. They have certainly made my presidency a much easier job by their wonderful support and creativity. And thank you to all the members who have encouraged me along the way with their friendship and support.

We will begin our May meeting with our annual election, this year voting for President and Secretary. I hope you will make an extra effort to attend the meeting in person. It looks like a superb program is planned for all of us by Monica Winters. She will be demonstrating graphite effects and talk about several artists that teach the various techniques using this wonderful tool.....the pencil. A program sure to please everyone.

Remember to bring your checkbook (or pay online with the PayPal button) so that you can renew your membership dues that are now being collected. Good to go ahead and get that taken care of so that you don't forget during the summer and miss your name being printed in the 2022-23 directory.

We have two workshops that are scheduled for the remainder of this calendar year. Our member, Janell Wimberly, has agreed to teach her beautiful little "Inspire" cards that she had on display at the April meeting. This workshop will take place on Saturday, July 16th. It will be held at the FUMC Richardson in the room we previously met in on the 2nd floor. Our major workshop, in partnership with the Fort Worth Calligraphers Guild, will be held in October at the Stacy Furniture Store in Grapevine, with Holly Monroe as our instructor. Flyers for both workshops are on the website and in your current newsletter. Your workshop committee is striving to schedule classes that will appeal to all members.

Keep your pens and brushes busy this summer and try something new. There is no end to all the creative adventures that awaits each of us!

With deep gratitude,

Jeri Wright – Kaligrafos President

General Meetings 2nd Saturdays at 10:00am – noon

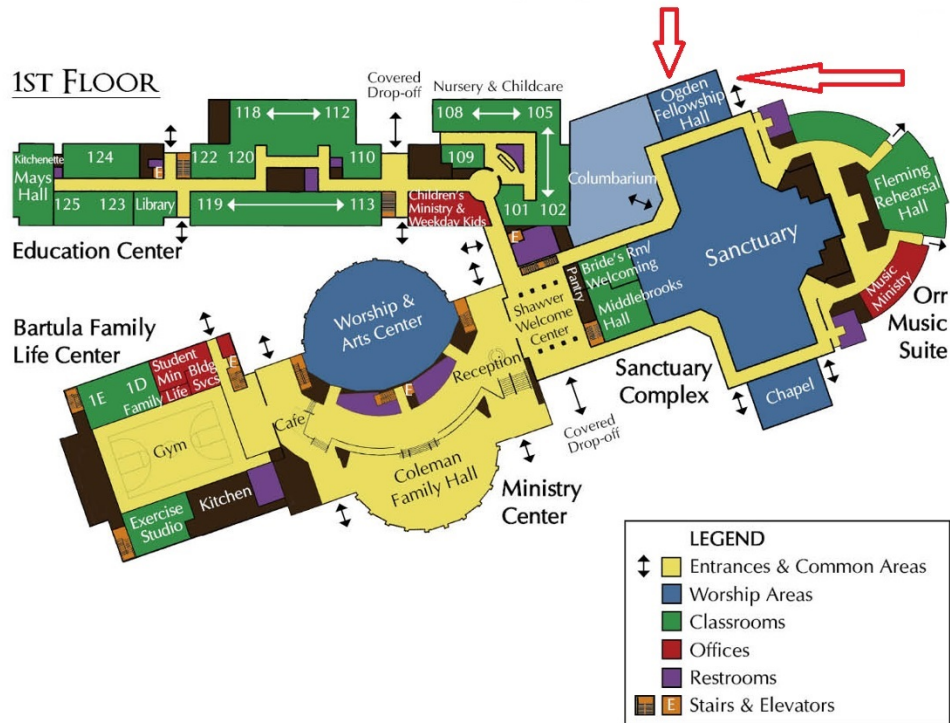
Come early to socialize 9:30am to 10:00am

Meeting Location

First United Methodist Church

503 N. Central Expressway, Richardson, TX 75080

First Floor, Ogden Fellowship Hall (see red arrows on map)



May Program:

Graphite Techniques

Presented by Monica Winters

The humble graphite pencil is usually considered to be a tool for creating and working out rough ideas and for practice. But many calligraphic artists today are using the pencil (aka graphite) to create finished works. This program will take a look at a few artists, graphite tools and the effects that can be created using graphite to build lettering, emphasis and contrast.



Photographing Your Artwork by Sherry Barber

Program Review by Monica Winters

Learning by doing: Ultimately, that is the best way to learn how to photograph artworks. I cannot count how many times I have tried to take a picture of something that I have carefully created to post on Instagram/Facebook – or to send to a friend, insert into a portfolio, or for some other myriad reason - and have been disappointed with the results. I



will then hit the “Trash” button and try again; “Trash” again, try again and then say “What the heck! I am no photographer and this will have to do.”

Ah! But there are some tricks I can learn, and I don’t have to own an expensive camera (other than my cell phone – thank you, Apple and Samsung, for marketing that encourages all of us to become photographers - equipment or a space-hogging setup. Sherry Barber, a most talented, generous-hearted, and knowledgeable Kaligrafos artist, has shared a few simple

techniques that can get me – and you – on the right track to photographing your art.

Now, I am not going to go into these tricks here in this review, since our presenter so efficiently provided an eight-page handout with procedures, tips and images to help her fellow artists on their way to reproducing images of their works. Not only has she provided step-by-step instructions on how to proceed with image-making, she even included images that suggest how to “stage” your image by providing background and context.

That handout was a LOT of work.
Thank you, Sherry!

Which brings me back to my opening statement: Learn by doing. Take these instructions - and if you are so inclined - splurge and purchase some cheap lights with daylight bulbs, a tri-fold piece of foam-core. Then scrounge around that closet of old stuff in your abode to find an old white sheet to diffuse the glare of light or drape your background, or simply find a room with a window to let some focused light stream in, and start practicing. It is easy enough to hit that “Trash” button on your





phone's camera. Practice Sherry's suggestions and techniques for getting rid of unwanted shadows and glare.

And if you practice enough, when it comes time to post that image of your work of which you are so proud, you will get it right the first time.

Speaking of unwanted shadows, I just noticed that one of the images on the handout contained carefully curated windowpane shadows onto the image to a very artful effect. Make your efforts work by thinking out of the box and beyond the envelope. You can be creative and innovative. As another old saying goes, Practice makes perfect.

Board Members

Executive Board

Jeri Wright, President

Monica Winters, Vice President

June Baty, Treasurer

Betty Barna, Secretary

Chairpersons

Sherry Barber, Web/Communications

Margaret Mall, Exhibits

Brenda Burns, Fund Raising

Eric Doerr, Membership

Rick Garlington/Trish Manche, Newsletter

Jeri Wright/June Baty, Workshops

Kaligrafos ATCs

(Artist Trading Cards) 2021-2022

Month	Word	Color or Suggestion
September	Stamp	Multi color – rubber or mail type
October	Autumn	Red/orange/yellow/brown - leaves
November	Thankful	Autumn colors – horn of plenty
December	Holly	Green/Red - berries
January	Winter	White/Ice blue - snowflakes
February	Friends	Violet/Green -
March	March	Blue/New Green – budding trees etc
April	Diamond	Black – the shape of a diamond
May	Flower(s)	Bright colors – all spring flowers

Images do not have to be part of your layout of the wording and of course you can choose whatever color you want – these are just suggestions!



Local Class Offering

Captivating Color in Calligraphy

Gorgeous greens, blissful blues, passionate purples – let's learn how to use color to make a beautiful calligraphy project! We will explore how to choose colors that work together, make simple watercolor backgrounds, and write a quote project using gouache on the watercolor background. This online class is suited to those who have used dip pens before.

6 Sundays, March 27 - May 1, 2022, 1 - 3 p.m. Central Time
Online via Zoom

https://www.carolscalligraphyart.com/bookings-checkout/captivating-color-in-calligraphy?referral=service_list_widget

KALIGRAFOS SUMMER '22 WORKSHOP

Saturday, July 16, 2022 9:00 a.m. – 4:00 p.m.

INSPIRE CARDS



Janell Wimberly will be leading us in this fun workshop where we will use old practice sheets, 'rejected' art we just couldn't throw away and some colored card stock to create our 'Inspire Cards'. We will be using watercolors, inks, pens, pencils, markers, etc. These small bits of inspiration will find all sorts of uses going forward, whether you frame them, give to someone who is in need of a kind word, or use them to make greeting cards.

Mark your calendar to join us on July 16th at FUMC Richardson. The cost is \$30.00 per person and you must be registered to attend. The class will be capped at 20 people to allow enough room for all the creative magic you will be producing. A supply list will be sent to all registered participants closer to the workshop date.

You may pay by check (see below) or go to the Kaligrafos website and pay using the PayPal button for Summer Workshop.

-----cut on dotted line & include with your check payment-----

Kaligrafos Summer '22 Workshop – INSPIRE CARDS with Janell Wimberly

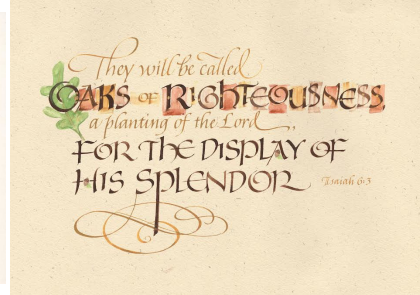
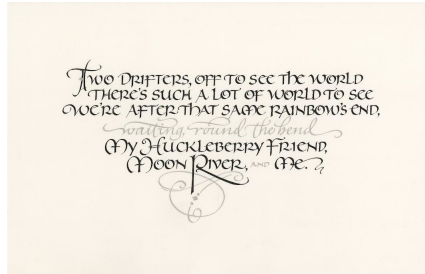
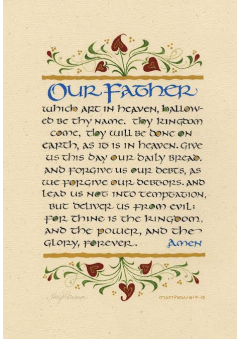
Name _____

Email _____

Make check payable to: KALIGRAFOS and mail to June Baty, 11821 Vienna Apple Road, Keller, Tx 76244.

Kaligrafos and Fort Worth Calligraphers Guilds present
UNCIAL LETTERS AND CELTIC KNOTS

with Holly Monroe



Learn the graceful uncial letterforms well-known from the Book of Kells. This hand can be modernized and used in many ways. Instruction will include how to hold the pen correctly, how to size the lines for spacing, and practicing letterforms with a broad-edge dip pen. In addition, we will explore the designing of Celtic Knots. People will leave with a finished project. All skill levels are welcome.



October 22 & 23, 2022 from 10 am - 5:00 pm
Stacy's Furniture, 1900 S Main St., Grapevine, TX 76051
\$145 FWCG & Kaligrafos members ****LIMIT 20**



Send check payable to Kaligrafos for the full amount to hold your spot:
June Baty, 11821 Vienna Apple Road, Keller, TX 76244

Questions? Call Judy Johannesen @ 940-300-8424 or email workshops@fortworthcalligraphersguild.com,
Jeri Wright @ 972-998-5442 (jeribill2003@yahoo.com),
or June Baty @ 214-850-6072 (june.baty@yahoo.com)



Name _____
Address _____
City _____ ate _____ Zip _____
Email _____
Cell phone _____
Emergency Contact Name & Phone _____

Rates apply to current FWCG /Kaligrafos members as of **June 1, 2022.**
SIGN ME UP! **Uncial and Celtic Knots** with Holly Monroe.
 Enclosed is my check for \$145 as a member of FWCG/
Kaligrafos (circle one or both)
or pay online. See PayPal Button at kaligrafos.com
 Non-Member: \$170
or pay online. See PayPal Button at kaligrafos.com