



KALLIGRAPHOS
CALLIGRAPHY GUILD

**POINTED
PEN UNCIAL
WITH
BETTY
BARNA**

President's Letter



"We Ink 'em Up!"
Presidential Seal by Janell Wimberly

Hello Kaligrafos members!

As I sit here writing this, March has just crept onto the scene. And I bid a hearty farewell to February 2021! Our epic snow storm and deep freeze was enough to last for several years. I'm done with winter and pining for spring.

Our virtual Valentine Social and Raffle was the highlight of last month. Thanks to everyone who was instrumental in making it such a great event!

By now I'm sure everybody who exchanged Valentines has received theirs in the mail. We saw some really beautiful art and calligraphy as Sherry

shared those exchanges via Zoom. Thanks to all who purchased tickets in the raffle. Brenda did a bang-up job on the online method of drawing the tickets. And congratulations to all those whose tickets were drawn and prizes awarded.

Slide on over to the Kaligrafos website to see all the awesome Valentine cards that were exchanged. Also shown are a few of the exchanges that were done after Angie Vangalis' Luminous Letters program in January. If you received one or created one not shown, please email/text a picture to Sherry for adding to the website. Don't forget to keep up with the latest by checking the website now and then.

Our new Challenge Project begins this month! Now, don't just read this and ignore.....get on the stick and get your 2.5"x3.5" Artist Trading Card going. Using a broad edge pen, the word to be penned is "Penterest". You only need to make one, but if you make two you can trade with another member and start your own collection. This is a project that EVERYONE can enjoy. It's a small size, you can design any way you want, use any color or B/W, if you don't like it you can throw it away and make a new one easy-peasy. Your Kaligrafos board is and has been working to make this unusual time in our lives one of involvement and fun, be an active member and join in the project.

Our program this month will be presented by Betty Barna on the Pointed Pen Uncial hand. I find this style particularly fun and can also be used with other lettering styles for variation in a single piece. It looks great on envelopes too! And speaking of pointed pens, Thomas Burns will be teaching our third mini-workshop of the year on Weaver Writing (Modified). If you haven't signed up, don't wait til the last minute. Just jump on over to the website and use PayPal to get registered for this class now.

Our Kaligrafos Nominating Committee is tasked with filling the positions that are up for renewal in May, Vice President and Treasurer for the 2021-22 guild year. You will be hearing from them and I urge you to consider how you can serve your calligraphy guild this next year. The committee will be chaired by Eric Doerr, and assisted by Monica Winters and Sandra Douglas.

See you in our March Zoom meeting!

Jeri Wright

General Meetings 2nd Saturdays at 10:00am – noon
For the rest of this year, all meetings are temporarily
scheduled to be conducted through the
Zoom platform.

Board Members

Executive Board

Jeri Wright, President
Suzanne Levy, Vice President
June Baty, Treasurer
Betty Barna, Secretary

Chairpersons

Sherry Barber, Web/Communications
Margaret Mall, Exhibits
Brenda Burns, Fund Raising
Eric Doerr, Membership
Rick Garlington/Trish Manche, Newsletter
Jeri Wright, Workshops
June Baty, Workshops

Got something fun to share?

Please forward your share to
newsletter@kaligrafos.com

Carol Scott has some new classes she is offering. If you didn't already see this on the website, you can just click this link and see what's new!

It's always great to support our local calligraphers, so if you need a brush-up or want to learn something new, please consider this member's offerings.

[Area Classes » Kaligrafos](#)

March Program

Uncial with Pointed Pen by Betty Barna

UNCIAL
with pointed pen
A B C D E
F G
H I J K
L M N O P
Q R S
T U V
W X
Y & Z

If you wish to work along with Betty during the program, below are the items you will need:

Lined paper to write on - grid or just lined paper that won't bleed


Oblique pen staff

Nib - Nikko G or Zebra G or EF111

Ink - Sumi or the ink of your choice

An exemplar will be sent out via email the week of the meeting.

Join us for a great time!



Kaligrafos
Valentine Social
2021

Our Valentine Social may not have been the event we have had in the past, but co-chairs, Sherry Barber and Lynda Kemple, made it a divine event via Zoom.

The invite was hand lettered by Rick Garlington and the invite verse addressed the differences for this year. It was very well done and mailed to guild members in a small box along with treats inside.

What was the same as years past, were the creative and wonderful works of art submitted to be exchanged. Sherry Barber had all valentines shipped to her home and had them displayed on a table behind her during the presentation. As each valentine was chosen, the creator talked a bit about their valentine. Just as it would have been at the live event, each person contributing a card was assigned a number and the numbers were drawn at random after each card presentation. Cards will be sent out to guild members as soon as possible.

Several years ago, the Valentine Raffle was adopted as a second fundraiser for the guild. Several wonderful raffle items were donated. Included this year was a roundel of the seasons by Shelia Waters that was owned by Kaligrafos. Tickets were sold in advance through the website using PayPal.

Brenda Burns, our fundraiser chairperson, did a great job of checking the purchases and sending the ticket numbers out to the purchasers. For the drawings, she was able to use a randomizer program that selected the winners of each item. All proceeds of the ticket sales are added to the Kaligrafos coffers for future use.

Although we could not meet in person for this event, it was very well done and enjoyed by all who attended. If you missed it, please enjoy a sampling of those cards you missed. See the website for more detailed pictures of the inside and out.

Trish Manche



Carol Alexander



Alex Tolleson




Janell Wimberly



Monica Winters



June Leschek



Catherine Burkhard



Donna Sabolovic



Lexi Manche



Eric Doerr



June Baty



Jeri Wright




Brenda Burns




Lucy Hight



Sherry Barber



Randy Stewart



Beverly Stewart



Marylyn Bennett



Suzanne Holmes



Rick Garlington



Sandra Douglas



Betty Barna

KALIGRAFOS MINI WORKSHOP

Weaver Writing

with Tom Burns

Saturday, March 13, 2021

1:00 pm – 4:00 pm

\$25.00

What exactly is Weaver Writing? Well, it's a particular style that Gwen Weaver developed. I don't know when it came into existence but I'm sure it was from her love of letters that she made into a business for over 30 years. I never had the pleasure of meeting her and would have jumped at taking a class to learn from her but she passed before I had even heard of Weaver Writing.

So, what I will be teaching and sharing with you is completely self-taught based on exemplars I've been able to acquire on this hand. This is where the twist comes in as version of Weaver Writing through my trials and experiments and I hope you will introduction to this eloquent hand.

Supply list:

pointed pen - straight or oblique

favorite ink

loose leaf notebook paper


a light touch

an open mind

and fun spirit this hand embraces



samples and
it's my
enjoy my



KALIGRAFOS

Textured Capitals Mini Workshop Registration

March 13, 2021 1-4pm

Please return this completed portion along with your check for \$25.00, made out to Kaligrafos, to the address below:

Jeri Wright

353 McDonnell Street

Lewisville, TX 75057

Name: _____

Email: _____

Check below and include \$25.00 for each additional mini workshop registration:

_____ May 8, 2021

Janell Wimberly, Contemporary Pencil Romans

You can also pay using PayPal at the Kaligrafos website <http://kaligrafos.com/workshops/>

CHALLENGE PROJECT FOR KALIGRAFOS MEMBERS

Artist Trading Cards (ATCs)

Size: 2.5 x 3.5 inches

They should be signed and dated by the artist on the back of the card. The background to your work is up to you, but the card must be all your work.

March: Pen and Ink the word: “Penterest” – any style of lettering that can be done with a pen – either pointed or broad edge.

April: Brush and Watercolor the word: “Springtime” – so brush lettering!

May: Any other lettering tool and medium, the word: “Artiste”

Ultimate Goal: Participants will show their little works at the regular zoom meetings. Afterwards they will be told whom to exchange their cards with – so whomever participates will get a card in the mail from another participant. Betty will track who showed and send out the email list just after the meeting. You must play to get a unique one-of-a-kind trading card!

Suggestion: Make 2 while you are at it – one to save and one to exchange.

Recently Beverly Stewart shared her journey with this genre in the November newsletter with a stamping group to which she belongs. She has saved hers in an album to remember different techniques as well as participating in trading. And there are other members who have suggested this before. It’s small and it’s fun.

So, join in the fun to show and share your work!

Questions: contact Betty Barna