

KWALLIGRAFOS
CALLIGRAPHY GUILD

The title 'Kwalligrafos' is written in a large, bold, red, textured font. A long, flowing red calligraphic flourish extends from the top of the 'f' and loops around the 'o's. The word 'CALLIGRAPHY GUILD' is written in a smaller, black, sans-serif font to the right of the main title. The background is white with several red ink splatters of various sizes scattered around the text.

**Zoom,
Zoom,
Zoom**

President's Letter



"We Ink 'em Up!"

Presidential Seal by Janell Wimberly

Dear Kaligrafos members,

It has seemed like forever since we have all gotten together for an in-person meeting! I venture to say we may experience this online meeting format for the rest of the guild year.

So if we do, we plan to make the best of it and keep planning Zoom meetings and mini workshops for everyone to enjoy. It will be so wonderful to have our out-of-town members join us each month through the internet!

Our September program will have Betty Barna, Sherry Barber and I showing you samples and sharing information about the online classes we've been taking throughout this pandemic distancing time. We will begin with a short business meeting, as usual, and move into the program. Obviously our format will be quite different than when we meet in person. I will beg everyone's patience while we conduct our first online meeting and hope that all goes well. Sherry Barber will send out (a day or 2 in advance) an email to all members with the ZOOM ID# and password so everyone can enter. She will have it open about 10 minutes prior to the meeting so that everyone has time to join us by 10:00 a.m.

Our first ZOOM mini workshop will take place after the October meeting. There will be a separate sign on for the class that will be from 1:00 p.m. to 4:00 p.m. as is our normal class time. I will be teaching Brush Pen Lettering that afternoon, and a flyer is included in the newsletter for you to fill out the registration and mail with your check to my attention and home address. Please mail in time to reach me before the October workshop date. And again, this will be the opportunity for our out-of-town members to take some of our mini-workshops too!

If you haven't received your directory yet, it should be coming to you soon via U.S. Mail. Your board members have been planning the programs this year and we hope you like what we've put together.

I'm going to put a suggestion out to all of you.....in an effort to help Rick Garlington with the newsletter(s), why don't you consider writing a brief (one paragraph) of something you've been working on during this at-home seclusion over the past few months? Trish was kind enough to post on our Kaligrafos Blog about the envelope exchange she's participates in. You are welcome to email a photo to him with your brief review. You never know when your idea will spark interest in someone else and give them a nudge to try something new! Please don't be shy. I'd love to see what others have been doing to occupy their time and keep the numbness from setting in.

That's it for now. Please join us on ZOOM for our September 12th meeting. If you have questions about getting the app downloaded to your computer, let me or Sherry know and we'll walk you through it.

'See' you soon!

Jeri Wright



General Meetings 2nd Saturdays at 10:00am – noon
For the rest of this year, all meetings are temporarily
scheduled to be conducted through the
Zoom platform.

Board Members

Executive Board

Jeri Wright, President
Suzanne Levy, Vice President
June Baty, Treasurer
Betty Barna, Secretary

Chairpersons

Sherry Barber, Web/Communications
Margaret Mall, Exhibits
Brenda Burns, Fund Raising
Eric Doerr, Membership
Rick Garlington, Newsletter
Jeri Wright, Workshops
June Baty, Workshops

Opportunity to Share For Fundraising

There is an opportunity to share your work. We are accepting high resolution photos of your work for this purpose. All submissions will be accepted and a committee will decide on the pieces to be included in the project. Show us what you've got! Send to: burns.brenda@gmail.com



KALIGRAFOS MINI WORKSHOP

BRUSH PEN LETTERING

with Jeri Wright

Saturday, October 10, 2020

1:00 pm – 4:00 pm

\$25.00

Join us in learning Brush Pen Lettering following our October online meeting, ZOOM style!

Your supplies will be minimal.....at least one color of brush pen (plus a light grey for shadows) and several sheets of smooth paper. Tracing paper is actually a good paper to practice on, it is smooth and allows you to see the guidelines. Also good is Marker (Pro Layout) paper that comes in a tablet. Copy paper can be used but is harder on your nibs.

We will be using the ZIG Memory System 'Brushables' pen (dual coordinating colors per pen) and/or the Tombow brush pen (brush on one end, bullet tip on the other end). Both of these pens have felt tip brushes and are available in a rainbow of colors. Pretty sure both are available at Michael's or Hobby Lobby as well as Amazon.

No calligraphic experience necessary. This will be a fun and nonintimidating class.

Demo will be done with different size brush pens and talk about some of the options available for you to consider going forward. You will be encouraged to try any of your personal variations after the basic alphabet is completed. We will also try some decorative methods to jazz up your lettering.

KALIGRAFOS

Brush Lettering Mini Workshop Registration

October 10, 2020 1-4pm

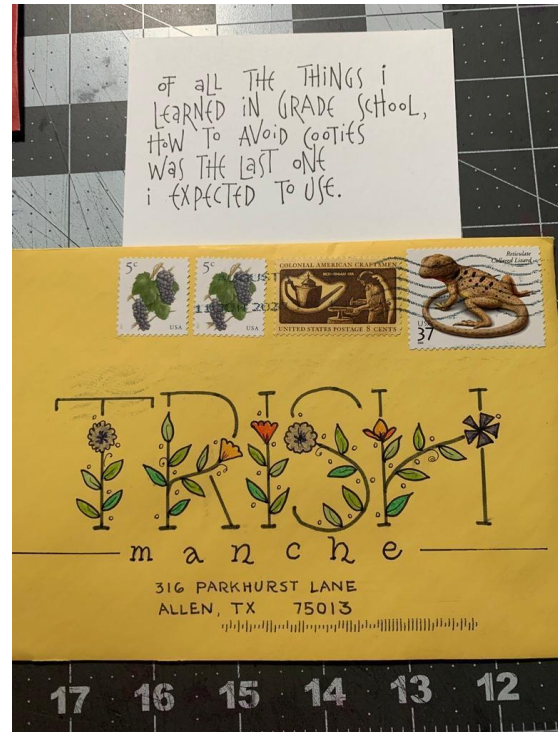
Please return this completed portion along with your check for \$25.00, made out to Kaligrafos, to the address below:

Jeri Wright
353 McDonnell Street
Lewisville, TX 75057

Name: _____
Email: _____

Did you miss the blog posting by Trish Manche about her participation in an envelope exchange? Here's a sample of what she posted. Click the link to see the rest!


<http://kaligrafos.com/2020/08/18/trishs-envelope-exchange/>



While you're there, sign up to receive email notifications anytime there is a new post to the blog. Eventually, the blog may totally replace the newsletter as the world moves more and more toward a virtual community.

If you're interested in joining Kaligrafos, please visit our website for details or simply click the link to take you to the membership page!

<http://kaligrafos.com/join-us/>



Since the March, April and May meetings were cancelled this year, I didn't get the chance to distribute the continuing sample pages of inks. I plan to share one page each month to complete the collection for anyone who's interested. If you'd like to print a copy for your collection, email me and I'll send you a jpg of the image. And if you missed one or more of the sample pages, I have similar pictures I'm happy to share. Just send me an email and I'll send you the missing pages! (Pages distributed last year were blue, red, yellow and purple samples. I also did a sampling of the Bister inks and Sheen/Shimmer inks.)

Rick Garlington
newsletter@kaligrafos.com

Green Ink Samples



**Company/
Color:**

Speedball C-5




Automatic Pen #5

Dropped in Water




Kyo-No-Oto/
Koke-Iro





Robert Oster/
Envy





Birmingham/
Bob Prince
Green Weenie



Pen BBS/
#177 Beaten Path



Noodler's/
Forest Green



Platinum/
Forest Black

