



KALLIGRAPHOS
CALLIGRAPHY GUILD

Paper Aging
&
Its Many
Uses
With Janell Wimberly

President's Letter



*"We Ink 'em Up!"
Presidential Seal By Janell Wimberly*

Hello Kaligrafos members!

Here it is March already, that means Spring is around the corner. The daffodils have already popped up their beautiful sunshine colored heads during the wonderful warm spell we had. It seems they get fooled into making an early appearance and then are spoiled by a cold snap. But the groundhog revealed an early spring, so let's hope that will be the case.

What a great attendance we had at the Annual Valentine Social this past month. The valentines brought by those of you participating were some of the most beautiful I've seen over the years. Trish Manche, Brenda Burns and Margaret Mall did a superb job on planning and running the valentine exchange, auction and refreshments. I think it's safe to say everyone had a great time.

March's program will be presented by Janell Wimberly on the paper aging process. She is our resident expert and will have some excellent tips to share as well as many of her beautiful examples for us to ohhh and ahhh over.

This month brings us another mini workshop presented by Kathy Setina. She will be teaching Italic Minuscules (or lowercase letters). Kathy's lettering is just beautiful and those taking this class will find her to be a wonderful teacher.

Our Nominating Committee has sent out an email request for those interested in the two open Board positions of Vice-President and Treasurer. Perhaps you've wondered what being on the board is like. Please question and chat with me or the other board members. We will be glad to address any questions you might have. We also have a good time and try our best to make this a wonderful organization for all of us, with interesting programs, workshops and community projects.

On Saturday, March 30th, we will have our second Mother's Day card making session at my studio in Lewisville from 10:00 a.m. to 3:00 p.m. I will have the sign up sheet so you can add your name as one of those coming to make cards. I can accommodate up to 8 persons. If you would like to make cards ahead of time and bring them to the April meeting, we will be glad to include them in the package we take to the Genesis Women's Shelter in early May.

Jeri Wright
Kaligrafos President



General Meetings 2nd Saturdays at 10:00am – noon
Come early to socialize 9:30am to 10:00am

Meeting Location

First United Methodist Church

503 N. Central Expressway, Richardson, TX 75080
Second Floor, Room 217A

General Meetings Schedule

March 9th • Paper Aging & Its Many Uses –
Janelle Wimberly

April 13th • Blackletter, a Year Long Study –
Cynthia Stiles

May 11th • Photoshop Digitalizing - Sherry
Barber

Workshops

April 27th & 28th • Layering with Letters
– Roann Mathias
******Date Change******

October 19th & 20th • TBD
– Pam Paulsrud

Mini Workshops

March 9th • Italic Minuscules
Kathy Setina

May 11th • Italic Majuscules
Rita Price

Executive Board

President: Jeri Wright
Vice President: June Baty
Treasurer: Rick Garlington
Secretary: Nettie Richardson

Chairpersons

Communications: Sherry Barber
Exhibits: Margaret Mall
Fundraising: Brenda Burns
Membership: Erik Doerr
Newsletter: Trish Manche
Programs: **OPEN**
Workshops: Betty Barna

Board Meetings

@ Jeri's Studio
June 1, 2019

*The Kaligrafos Newsletter is published 9
times annually in the months of regular
meetings. Send art, pictures, articles,
announcements, or comments to
newsletter@Kaligrafos.com.*

March Program

Paper Aging & Its Many Uses by Janell Wimberly

You are in for a treat as we join master Graphic Artist and Calligrapher, Janell Wimberly, as she demonstrates the aging of paper and all the fabulous projects it can be used to create!

Janell has aged paper and made maps for a customer to use in films. Come and see how she makes these ancient pieces come to life.



You won't want to miss this program!

Calligraphos Mini Workshops for 2018 - 2019

These will all be held on the second Saturday afternoons from 1:00pm to 4:00 pm in the same room as our regular meeting place. Take a quick lunch break or bring your lunch. Our venue offers lots of space for many participants and you are already there!

The cost will be \$25.00 per mini workshop – sign up today!

See Betty Barna at a meeting to sign up or just pop a check in the mail to her.



Italic Minuscule with Kathy Setina March 9th 2019

Kathy will take you through the broad-edged pen strokes of this lovely and versatile lower case alphabet. Come and learn or stay to sharpen your skills.



Italic Majuscules with Rita Price May 11th 2019

Now that you have learned the lower case, come back and let Rita show you the show stopping upper case letters for the Italic alphabet.

A Valentine Social Recap

I want to say a big **Thank You** to all who participated in the planning and execution of the Live by the Sun, Love by the Moon Valentine Social of 2019.

We held the event at the beautiful, Serenity House (which has now been renamed to Rev Stan Copeland House). At the door there were lovely name tags created and lettered by Jeri Wrigh. In the main room on the card table was a beautiful, artificial flower arrangement that June



Baty brought from her home (1 of 3 she carried in) to help set the stage for our lovely valentines. Brenda Burns had been hard at work collecting items for the raffle and silent auction items. She set a beautiful stage for these items. In the kitchen there was a banquet of wonderful treats and punch donated by attendees managed by Margaret Mall.



I'm sorry to say I don't have any pictures of the lovely bounty of food that was brought in for the event.

There were a number of members there early who offered a hand getting things setup up. Things became so hectic, I didn't get all the names down but know that your assistance was truly appreciated.




I've included pictures of as many of the cards as possible. It was the smoothest it has ever gone. Unfortunately since we did not number the cards, I cannot cross reference the creator with the card for labeling in the news letter.

However, there were a number of beautiful and creative projects displayed at the event!


Among the Valentines were some delightfully unique designs that included: stamping, painting, unique folding, Zentangle, paste paper, postage stamps, a tote bag, a story with Valentine tree seeds, and some lovely treats hand lettered with edible ink. In addition, there was a special Valentine sent from member, Donna Sabolovic who moved away a few years ago.





Delightful pairings, inside and out.





Brenda Burns did a great job with the raffle and silent auction. This year we tried something new. Three of our talented members offered 3 hours of one on one instruction to the highest bidder in one of three specialties with 100% of the proceeds being donated to Kaligrafos. Thank you to those instructors for the donation of their time and thank you to those bidders who won the honors!



Triangle Florals by June Baty – Lynnette Broyles
 Pointed Pen Uncial by Betty Barna – Nettie Richardson
 Copperplate Majuscules by Jeri Wright – Virginia Littlepage

Winner of the Fab 5 book was Betty Barna who is putting it in an exhibit held in New Mexico!



There were a few firsts this year at the Valentine Social. The most memorable to me is the presenting of this lovely card based on the chorus of the Bill Withers' song "Lean On Me" created by Suzanne Levy to recipient, Nettie Richardson.

The two did an impromptu

beautiful rendition of the chorus the song when Nettie came up to receive the Valentine. VERY nicely done ladies! At least I don't recall anyone breaking out in song in the past.

The second most memorial was that the numbering didn't get wonky during the card exchange. I have to thank Thomas Burns who suggested the order to distribute cards this year.

Item	Donated by	Winner
Handmade Ceramic Bowl	Sandra Douglas	Sherry Barber
Goodie Basket Tote	Jeri Wright	Virginia Littlepage
Dragonfly Teapot	Alex Tolleson	Carol Bhana
Paint Tin	Javier Mardones-Hermosilla	Jeri Wright
Alphabet Print by David Mekelburg	Betty Barna	Angie Vangalis
Decorated Wine Bottle	Debbie Worden	Isela Osborn
Antique Ink Well	Jeri Wright	James Walters
3 Calligraphic Books	Kaligrafos	Javier Mardones-Hermosilla
Gift Card	Paper & Ink Arts	Eric Doerr
Gift Card	John Neal Bookseller	Randy Stewart
Amex Gift Card	Trish Manche	Carol Bhana



Although I have enjoyed being your Valentine Chairperson for the last two years, I have found that the busiest time of my work life is November through January when all the work for this event are in full swing. It's time to hand this over and let someone else give it a shot.

It's a great deal of fun. I've found that when asked, people are happy to help in some way, particularly on the date of the event. If you are organized, you can do it! I find it easiest to work with a theme, but hey, Valentine's Day is a theme! I'm willing to support you through the process. It can even be a team running the show. I had Brenda and Margaret to rely on to handle the raffle/auction and the food.



History is Interesting.....

By Trish Manche

There are a few of us in the guild who enjoy participating in the Pushing the Envelope Exchange run by Jean Wilson in Des Moines, Iowa. Jean has a blog and often shares pictures of envelopes she is working on or has been sent or pictures of her studio or pictures that have been sent to her. I asked if I could share this in our newsletter from her March 2nd Pushing the Envelope Exchange Blog (<http://pushingtheenvelopes.blogspot.com/>).

For the February Exchange, she asked that if we mailed our envelope before the 15th of the month to make the addressee Viola Anderson. Viola is her brother's mother-in-law and was transplanted from Louisiana to Iowa. Viola celebrated her 99th birthday in February.

It's always interesting to me to hear about the lives of people who have lived so long. Think of everything they have seen. Jean included in her blog the following information about Viola which I found fascinating. In addition there is a calligraphy/lettering tie in. There are a couple of interesting links at the bottom. I hope you enjoy the story.

"I wish I had a video of Viola telling us the story of her first job. She worked for the railroad in Louisiana. Job title: Train Order Operator. She said she was 22, so that must have been 1942. At the time, the railroads had only one track to be shared by trains going in both directions. There were sidings where trains had to pull off to let opposing trains pass. Clearly, running into each other would have been a mess.

So, there were people hired to pass a note to the engineer to let him know when it was his turn to pull off on a siding. The note was attached to a long pole and people like Viola had to go out and stand right next to the track and the engineer would stick his hand out the window and grab the note. The train would slow down - but it was still moving as the engineer grabbed the note. Viola said it was scary standing so close to a moving train.

Viola even worked the graveyard shift. She took a bus to her outpost, started at midnight, and worked until 8 am. Her supervisor suggested she take a gun since she'd be out there by herself in the middle of nowhere. Lucky for Viola, her mom had a gun she could borrow.

I'm not making this up.

At this point, Viola giggled and said there was no way she could have shot anyone. Eventually she became a station agent and I am looking forward to hearing more about that job.

If you are curious about Train Order Operators, here are a couple links with more info. I need to do some more research and find out who the person was who said, "You know, it would be really helpful if we laid a second track."

https://en.wikipedia.org/wiki/Train_order_operation

Here is a second article that even discusses the penmanship on the notes.

<http://trn.trains.com/railroads/abcs-of-railroading/2006/05/train-orders>



Hello Saplings

Bur Oak here; I'm going to give you the run down as you begin your Spring wake up. Your Council has been kicking up the leaves throughout the Winter in preparations of the Great Tree coming for a visit this Fall. We want to put on our best color and have our forest in order.

This is our current round progress.
864 rounds have been created in total
288 rounds are decorated and ready to string
86 rounds are checked out

There will be one final round making day on May 18 at my place. I know we'll easily surpass the 1,000 round challenge. Let's make this a party. If it gets a little crowded so be it. If you haven't made rounds yet this is your last chance.

Coming up over the Summer there will be round decorating gatherings and we need all you Trees to help. Stay tuned and keep an ear to the wind for those dates.

I'm challenging all of you Trees to create a new piece to be hung within our beautiful forest we are creating with the rounds.

Your Council is in the design stage of putting together marketing paraphernalia to promote our grand exhibit. The goal is to have this available to all trees before we break for Summer if not sooner to scatter to your friends and family and those wandering by your tree.

I received a care package from the Great Tree herself filled with goodies to help us string up our rounds! The pace is going to pick up and it'll take all of us Trees to make our grand forest a success.

"Trees Speak in Whispers" - The Great Tree

Standing Strong - Bur Oak out....

Announcements

The Kaligrafos Board is seeking 2 volunteers to chair positions of Fundraising Committee Chair and Programs Committee Chair. You get to work alongside some talented and gifted people who are very nice and helpful. Please contact Jeri Wright to become a part of the team!

Don't forget to bring back paper rounds you checked out in November or January and get more to decorate! See Willow Oak to turn in or check out more paper rounds!

Upcoming Workshop

Layering with Letters -Roann Mathias



Roann Mathias is a mixed media artist specializing in calligraphy. She designs greeting cards and calendars for Conception Abbey's Printery House. She teaches calligraphy and mixed media workshops throughout the US and Canada. Her work has been published in *Somerset Studio Magazine*, *Letter Arts Review* and exhibited nationally. She was recently chosen by *Cloth Paper Scissors* magazine as 2012 Artisan of the Year in Art Journaling and Bookmaking.

For the past 30 years she has taken workshops from all the major calligraphers, and has taken Reggie Ezell's Yearlong class 4 times! She was on the faculty of Island Magic conference in 2007, and taught mini-workshops at the Chicago and Dallas conferences.



In this workshop, you will learn how to create multiple layers using text. This kind of layering creates interesting patterns, as well as a sense of depth in your art. Using gesso, acrylic paint and acrylic mediums on paper, we will paint on and scrape out letterforms. Neuland will be the primary style of lettering for this class, so there will be time spent reviewing that hand. We will also use italic, foundational and blackletter to add variety.

April 27th & 28th 2019
Cost: \$150 (this includes a \$15 supply fee)
Place: TBD

Please send your check to Betty Barna, Workshop Chair
Kaligrafos Calligraphy Guild
4212 Valleybrook Drive, Richardson, TX 75082

Time to join or renew your 2019/2020 Kaligrafos Membership
\$25.00 Individual or \$35.00 Family

To renew see Membership Committee Chairman, Eric Doerr to provide updated information for the directory. Checks must be made payable to Kaligrafos or see Rick Garlington to make a credit card payment.

I issued a quote challenge for March. See quotes below for a show & share project.

- At some point in life, the World's beauty becomes enough.
Toni Morrison
 - Just enjoy where you are now.
Minna So
-

Practice Time

Compiled by Randy Stewart

If we learn from our mistakes I should be a genius by now.

You don't get anything clean without getting something else dirty.
Cecil Baxter

Character is what you have left when you've lost everything you can lose.
Evan Esar (1899 - 1995)

Most men pursue pleasure with such breathless haste that they hurry past it.
Soren Kierkegaard

The cat could very well be man's best friend but would never stoop to admitting it.
Doug Larson

The only thing worse than a man you can't control is a man you can.
Margo Kaufman

Some men are born mediocre, some men achieve mediocrity, and some men have mediocrity thrust upon them.
Joseph Heller

The main dangers in this life are the people who want to change everything - or nothing.
Nancy Astor (1879 - 1964)

Two wrongs don't make a right, but three lefts do.



CALL FOR ENTRIES
~ please distribute ~

Transform an ordinary envelope into a work of art!

Graceful Envelope Contest

2019 Contest Theme:

Put Your Stamp On It

This year's theme celebrates the **25th anniversary** of the **Graceful Envelope Contest** and the **125th anniversary** of **US commemorative stamps**.

Your challenge is to create an envelope that commemorates anything of your choosing. To "Put Your Stamp On It," make sure your submission reflects the artistic hand lettering and imaginative use of color and design that have been the hallmarks of the contest. And, of course, incorporate postage stamp(s) into your creation.

There is no entry fee. Entries must be postmarked no later than Monday, March 25, 2019, and addressed artistically by hand to:

The Graceful Envelope
c/o Washington Calligraphers Guild
P.O. Box 3688
Merrifield, VA 22116

You may enter only one envelope. Entries must be processed and delivered through the U.S. Postal Service as First Class Mail and may not be wrapped in a separate envelope or protective covering (unless multiple entries are coming from one class).

On the **BACK** of the envelope, print "FROM" and your name, address and email (or teacher's email). Students need to provide their grade, because judges will consider entries in these categories:

- Adult
- Grades 9-12
- Grades 5-8
- Grades 1-4

Deadline for entries:
March 25, 2019

*See <https://www.calligraphersguild.org/envelope.html> for complete rules.

With questions, contact Erin at peonyplumecalligraphy@gmail.com

The 25th annual Graceful Envelope Contest is sponsored by the Washington Calligraphers Guild and the National Association of Letter Carriers.

For the complete Call for Entries and to view last year's winning envelopes, go to www.calligraphersguild.org.

Winners will be chosen based on calligraphy, creative interpretation of the theme and effective use of color and design, including incorporation of postage stamp(s).

Winning artists will receive certificates and their entries will be displayed online beginning in early June 2019. No prizes will be awarded. Receipt of entries will not be acknowledged and entries will not be returned.



The Washington Calligraphers Guild
www.calligraphersguild.org





National Association of Letter Carriers, AFL-CIO
www.nalc.org | 202-662-2851

Kaligrafos


Calligraphy Guild

Membership fees:

 \$25.00 Single

 \$35.00 Family

Make checks payable to "Kaligrafos"

 Mail completed form and check to membership chairman at:

Kaligrafos Membership
P.O. Box 831118
Richardson, TX 75083

Date of Application MM/DD/YYYY: _____/_____/_____

Name: _____

Address: _____

City, State & Zip Code: _____

Phone Number: _____

Email: _____

Birth date MM/DD: _____/_____

Kaligrafos is a non-profit organization created for the benefit and ongoing enrichment of its members. The more you get involved, the more you benefit. Volunteer – you'll meet some really neat people! Please check items below that you would be interested in helping with to support the guild that gives you a place to grow and learn.

- | | | |
|---|------------------------------------|---------------------------------------|
| <input type="checkbox"/> Communications | <input type="checkbox"/> Exhibits | <input type="checkbox"/> Fund Raising |
| <input type="checkbox"/> Historical | <input type="checkbox"/> Library | <input type="checkbox"/> Membership |
| <input type="checkbox"/> Newsletter | <input type="checkbox"/> Programs | <input type="checkbox"/> Workshops |
| <input type="checkbox"/> Refreshments | <input type="checkbox"/> Lettering | <input type="checkbox"/> _____ |