



# Envelope

## Art

With  
June Baty

# President's Letter



**"We Ink 'em Up!"**

*Presidential Seal By Janell Wimberly*

Hello fellow lettering artists!

I am honored to serve as your Kaligrafos President for the next two years. Thank you for the trust you've placed in my leadership. Since I will be attending the IAMPETH convention the second week of August, I will unfortunately miss the first meeting of our new year. However, June Baty, current Vice President, will be conducting the meeting in my absence. And as an added bonus for members, she will also be presenting the program on Envelope Art.

Welcome to new board member, Nettie Richardson, who will be serving as our Secretary. The position of Program Chairman is open. Please talk it over with yourself and see if this is a way you would like to get more involved and become a member of our board. A lot of the preliminary work of scheduling programs for this new year is already complete but we still need someone dependable to step into these shoes. Contact me if you are up to the task!

Our past President, Tom Burns, and his committee have been busy this summer with a couple of paper rounds playdays, as we will need many more to be embellished for the Tree Whispers exhibit that is being planned for fall of 2019. We anticipate having a workshop with Pam Paulsrud in conjunction with this exhibit. An exciting event to look forward to. If you have not yet visited her website, [treewhispers.com](http://treewhispers.com), please do so to make yourself familiar with this movement. It will also give you an idea of how the exhibit will be constructed and how it will look. Yes! We will need many more embellished paper rounds before the exhibit, so put on your thinking caps as to how you want to decorate more.


Betty Barna has several mini-workshops scheduled again for this year and we think you will like the lineup. Our first major workshop will be held the weekend of October 20th and 21st. Triangle Brush Flowers and Foliates will be taught by June Baty and yours truly. We currently have open seats so please sign up early to ensure you will have a place secured. I had several requests from members to learn how to make the beautiful flowers and leaves that were lovingly added to your birthday cards this past year. Join us to learn and commune with your calligraphy friends for a weekend of watercolor sure to enhance your lettering. It's also a great way to meet new people in the guild.

September will bring the annual Dallas Pen Show back to the Doubletree Dallas Galleria on Friday the 28th and Saturday the 29th. Eric Doerr has arranged for Kaligrafos to have a table again this year where we will be writing names and offering a small amount of handmade items for sale. See Eric if you are interested in helping to man the table.

I hope you all have spent quality time this summer practicing your lettering. Perhaps you're working on a piece to place in the exhibit that Margaret Mall has scheduled at Frisco Fine Arts that will open in early November. This is a fantastic venue for our exhibit and gets a lot of foot traffic from the public.

With the temps being so brutally hot, it's a good excuse to stay inside and do calligraphy! Expand your horizons and try something new, get new inspiration from Instagram posts. They are packed with wonderful examples of beautiful lettering.

Jeri Wright  
Kaligrafos President



General Meetings 2<sup>nd</sup> Saturdays at 10:00am – noon  
Come early to socialize 9:30am to 10:00am

Meeting Location

**First United Methodist Church**

503 N. Central Expressway, Richardson, TX 75080  
*Second Floor, Room 217A*

---

### **General Meetings Schedule**

- August 11<sup>th</sup>** • Envelope Art – June Baty  
**September 8<sup>th</sup>** • Address Me Dallas & the Impact of Writing Letters – Amy Walton  
**October 13<sup>th</sup>** • Procreate (the app, .how it works, samples, & demo) – Herb Reed  
**November 10<sup>th</sup>** • Annual Bazaar & Carving Stamps – Rick Garlington & the Fab Five  
**December 15<sup>th</sup>** • No Meeting.  
**January 13<sup>th</sup>** • The Ruling Pen- Tom Burns  
**February 9<sup>th</sup>** • Annual Valentine Social  
**March 9<sup>h</sup>** • Paper Aging & Its Many Uses – Janelle Wimberly  
**April 13<sup>th</sup>** • Blackletter, a Year Long Study – Cynthia Stiles  
**May 11<sup>h</sup>** • Photoshop Digitalizing - Sherry Barber

### **Board Meetings**

@ Jeri's Studio  
September 1, 2018  
December 1, 2018  
March 2, 2019  
June 1, 2019

### **Workshops**

- October 22<sup>st</sup> & 22<sup>nd</sup>** • Triangle Brush Florals– June Baty/Jeri Wright  
**April 6<sup>th</sup> & 7<sup>th</sup>** • Layering with Letters – Roxann Mathias  
**October 19<sup>th</sup> & 20<sup>th</sup>** • TBD – Pam Paulsrud

### **Mini Workshops**

- November 10<sup>th</sup>** • Stamp Carving  
Rick Garlington  
**January 13<sup>th</sup>** • Ruling Pen w/ a drop of color  
Tom Burns  
**March 9<sup>th</sup>** • Italic Minuscules  
Kathy Setina  
**May 11<sup>h</sup>** • Italic Majuscules  
Rita Price

*The Kaligrafos Newsletter is published 9 times yearly in the months of regular meetings. Send art, articles, announcements or comments to [newsletter@kaligrafos.com](mailto:newsletter@kaligrafos.com)*

August Program



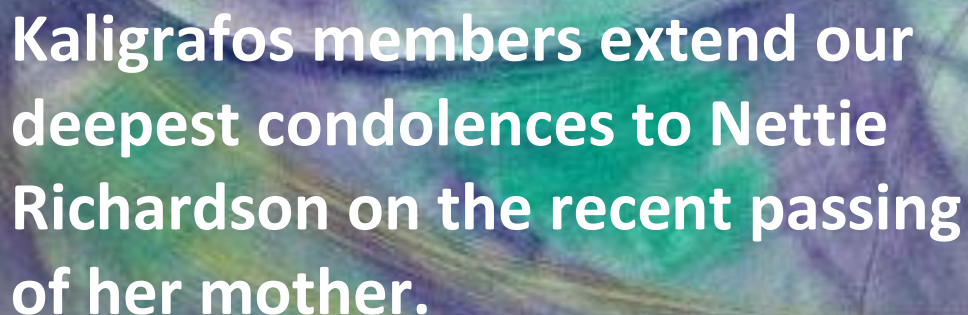
June Baty will present an ENVELOPE ART SHOW & TELL program to inspire you with lots of ideas to help you create envelopes to be envied. Remember how you feel when you receive beautiful mail? You can hardly wait to open it. Now you can learn to be that creative artist. Starting from beginner simplicity that will WOW them we will move to a more advanced process to provide you with new inspiration. No experience necessary! There will be special handouts provided to program attendees, and two door prizes given.



---

*Remember to bring your Show & Share items and see Willow Oak (Brenda Burns) to check out paper rounds to decorate for Treewhispers.*

---



**Kaligrafos members extend our deepest condolences to Nettie Richardson on the recent passing of her mother.**

---

## *Kaligrafos Mini Workshops for 2018-2019*

These will all be held on the second Saturday afternoons from 1-4PM in the same room as our regular meeting place. Take a quick lunch break or bring your lunch. Our venue offers lots of space for many participants and you are already there!

*The cost will be \$25 per mini workshop – you can begin signing up at the August meeting.*



### ***Stamp Carving with Rick Garlington November 10<sup>th</sup> 2018***

Want to create your own stamps?  
Learn how as Rick takes you step by step through this craft that he has mastered.  
Add another skill in your tool box!



### ***Drop In Color/Ruling Pen with Tom Burns January 12<sup>th</sup> 2019***


At the January meeting,  
Tom will demonstrate the amazing way that you can introduce a ruling pen to your arsenal of tools. Stay for the workshop after and learn how to drop in color into your letterforms.

*See Betty Barna at the meetings to sign up, or just pop a check in the mail to her.*



### ***Italic Minuscule with Kathy Setina March 9<sup>th</sup> 2019***

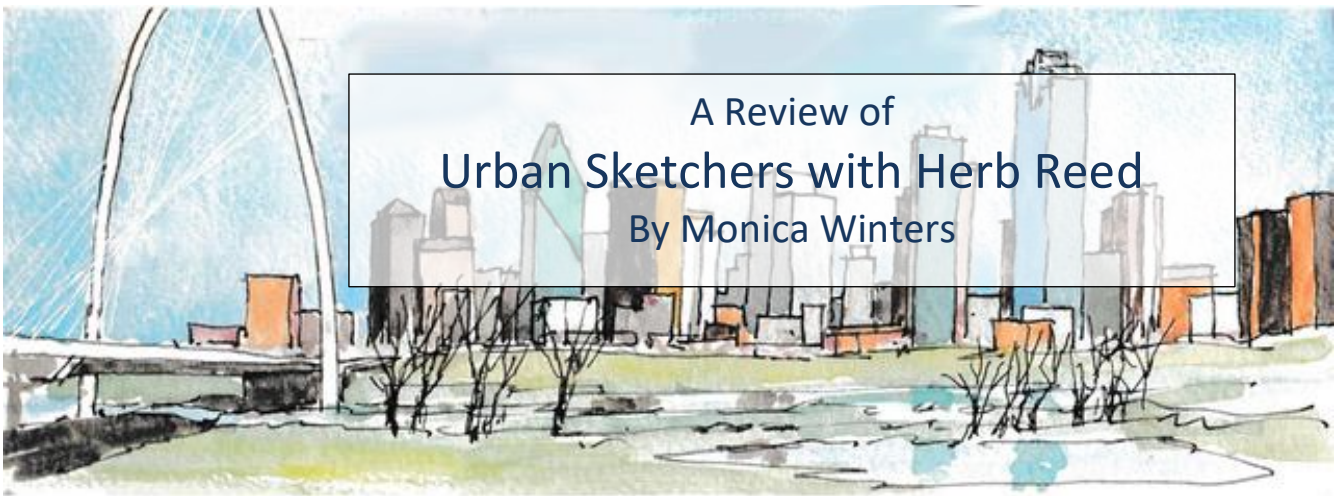
Kathy will take you through the broad-edged pen strokes of this lovely and versatile lower case alphabet.  
Come and learn or stay to sharpen your skills.



### ***Italic Majuscules with Rita Price May 11<sup>th</sup> 2019***

Now that you have learned the lower case, come back and let Rita show you the show stopping upper case letters for the Italic alphabet.


*Some supplies may be provided but lists will be sent out prior to each workshop for those participating.*



A Review of  
**Urban Sketchers with Herb Reed**  
By Monica Winters

Herb Reed was an engaging speaker, capturing and holding everyone’s interest, curiosity and questions. The speaker’s background and education is in Engineering and Public relations, something to which many Kaligrafos members can relate, since our day jobs may have nothing to do with calligraphy. However, Herb was exposed to art early on as his mother was an artist (graduating 90 years ago!). Later on, after his first retirement, he switched careers to become a graphic artist after graduating from the “Famous Artist Workshop.”

Herb begins his sketches with a fountain pen on watercolor paper in a sketchbook. Incidentally, he makes his own sketchbooks covered with leather, tooling his own cover. He likes Arches 140 lb. cold press paper, which he tears in eight pieces to 11” x 7” and then gets them spiral bound at Fed Ex Kinkos for \$5. His sketches are quickly drawn – as he says, “The quicker the better” – and then adds details in color. He tries to make his colors as rich as possible. Since he doesn’t do people very well, he focuses on urban and rural landscapes. An alternative to beginning with a pen sketch would be to create large areas of color, then fill in details with a pen, which is what some members of the Urban Sketchers do. Herb likes to use walnut ink for its workability in his Fude Hero fountain pen for sketching. His sketchbooks tend to be horizontal (or landscape) in orientation, for obvious reasons.



***Urban Sketchers***



Urban Sketchers began fifty years ago in Seattle, and has since grown to include 227 Chapters worldwide. An international group, holds a yearly symposium. The next workshop will be by Lepin (no first name, just simply Lepin), a prolific sketch artist who sketches on old accounting ledgers and does close-ups of cars. He additionally posts his drawings on Instagram, a good resource for artists. Herb admits that the Dallas group is “Kooky”. Every third Saturday they meet for an informal sketching for two hours, then hold a “throw-down” critique before breaking for lunch (and beer). Like

the running group known as the Hash House Harriers who are drinkers with a running problem, it seems that the Urban Sketchers are drinkers with a sketching problem.

The members communicate through email and a Facebook page, but no dues are collected. They profess a one-page “Manifesto” to define their purpose. For any given meeting, about twenty-five sketchers show up, and not all are native English speakers.

The Saturday sketching session happens in a variety of places; four “administrators” come up with a place like Decatur, Fort Worth, Downtown McKinney, or Deep Ellum (which is the May meeting spot) at Screwy Louie’s Dueling Piano Bar.

Urban sketching is good for documenting memories, such as trips. For example, Herb uses his sketchbooks to document his vacations. His favorite supplier of small sketchbooks is Cheap Joe’s. Herb cut short the talking and answering questions to get on to the demonstrating; he had an image of Boston Harbor sent to him by a client which was taken as an HDR photograph, which means a layered photo of five photographs using various exposures and overlaid.

The result is not realistic, but rather detailed and high in contrast, low in shadows. He began his demonstration with a pencil sketch. He then began laying in a transparent layer of color with a large brush, then moved to a smaller brush to lay in details.




### ***Tools of the Urban Sketcher***

On the subject of tools, Herb said, “A tool is only as good as the hand that guides it.” He admits to being a “gadget guy,” proudly showing off his “mobile sketching kit,” which is a summer (sleeveless) fishing vest with myriad pockets. He says that he can get everything in the vest except his sketchbook and his stool; palette, brushes, pens, water bottles, etc., all have space in a pocket. He clips his water cup to his palette of colors; albeit a small palette, but it holds twenty colors.

- His favorite sketching pen is a Kuretake Hero Fude Pen.
- For painting he uses a “Travel Brush,” a round synthetic #8 which has a fine point and a cover/extension.
- For watercolors, he likes to use the brand Golden (a brand known for top-notch acrylic colors) QOR watercolors, which can be found on Amazon.
- Watercolor paper is a must, and prefers Arches 140 lb. cold press for its texture.
- A white gel pen is a useful tool for adding highlights as well as sketching and signing the work.
- He added that a wrist band is a handy tool to have when sketching outdoors.
- His favorite references include two books: *Freehand Drawing* by Jim Richards and *Sketch Now Think Later*; in addition, YouTube “Urban Sketchers” is his biggest reference, along with Facebook hits and Instagram.
- Herb likes to use the app “Procreate” on his iPad for drawing, as it is versatile, using layers (like Photoshop) and the ability to design brushes. In the end, however, he prefers paper, pen and pencil.

## Concluding Remarks

A lot of what a sketcher does is “suggesting.” A “finished” sketch is an oxymoron, a paradox. So how do you know when a sketch is finished? Herb’s answer is, “If you feel you have to ask the question, then you have gone ten minutes too far. It’s when you put your pen down. It comes with practice.”



*The finished piece Herb was working on during our meeting.*




# Suzanne Levy, The Heart of a Volunteer

Suzanne Levy travels a good distance to come to our meetings each month was very active in the guild last year. She wrote several program reviews as well as participating in the monthly proof reading review of our newsletter, signed up for the Valentine Committee, brought artwork to exhibit, and helped make paper rounds last year.

For all her volunteer participation, Suzanne was our Volunteer of the Year! She was presented with a lovely certificate made by our own, Jeri Wright.

Thank you so much for all you do! Your willing spirit helps keep us going.



What a great idea!!

Member, Beverly Stewart, wanted to share a stamp that can be a template for making color swatch templates.

If you are interested or want more info, find it [here](#).

Thanks for sharing!




# Thank you Mr. President and Ms. Librarian

Being the President of an organization like Kaligrafos is no walk in the park. The individuals who have held the office have always had the guild's best interest at heart by helping us enrich our lives and become the "flourishes" that decorate our craft. Tom Burns was no exception, leading us down new paths (Tree Whispers) and always with a smile.



This year saw the decision to do away with our library. It was not an easy decision for the board but given that we have no "permanent" home to call our own, it became necessary.



The library took up space in Tom and Brenda Burns' lovely home for many years and as librarians (first Tom and then Brenda), they dutifully hauled books back and forth for several years in service to our members. A big job for sure.

At Kaligrafos, when our President finishes his or her term, we like to do something special for them and this year we included our First Lady Librarian as well to thank her for her service.

Betty Barna, Sherry Barber, and Jeri Wright assembled "clam shell" style boxes for each of them and the members were asked to submit 5X7 "Thank Yous" to fill each box. The entries were unique, beautiful, and gave the perfect message. In addition, they received two beautiful Hydrangeas to add to their lawn.

Thank you Tom & Brenda Burns!



## Thank You for Years of Helpful Hints



You may have noticed a missing piece in this first edition of our newsletter for the new year. Harvey Anton has provided wonderful content with his fabulous Harvey's Helpful Hints. Harvey has decided to retire from publishing his column but I wanted to take a moment and say Thank you for all the years of faithfully providing this column to the newsletter. We appreciate your dedication!

Thank you Plano Harvey!



A flurry of rumblings has been astir far and wide as the Trees whisper and spread the word of a gathering of Oaks. A small group of dedicated Oaks are at the core and are planning a great unveiling in the Fall of 2019. Willow Oak (Brenda), Northern White Oak (Betty), Shumard Red Oak (Belinda), Pin Oak (Rick), and Bur Oak (Thomas) make up this council of Oaks. Over the next year they will be the pillars that guide and help you along the journey to the Treewhispers Exhibit. The council cannot do it alone and requires the assistance of all the Trees in the forest to pull off the grand display.

The Treewhisperer herself, Pamela Paulsrud, will be making the journey south to teach a workshop and partake in the festivities of the exhibit. She will be teaching October 19-20, 2019. The exhibit will be on display and a special reception is in the planning for when she'll be here.

Along with the Treewhisper exhibit itself there will be broadsides on display too. The theme is Nature and Trees. Begin your planning and creative experimentation for brand new creations to be unveiled at this exhibit. The venue is still under negotiation but will most likely be in the Frisco area.

We are looking for avenues to engage the public either via schools or other groups to spread the knowledge of Trees and Lettering; if you have contacts in any other groups that would be interested please reach out to one of the Council.

Tree On!  
Bur Oak

# Summer Time is Play Time

Paper Round making

Texas has held up its bargain for another Summer scorcher! The heat didn't stop not One, but Two Play Days from being held. The first was on June 9th in Irving. It was great to make paper inside and out of the heat, but the rounds weren't drying as fast as they were being made so after lunch the group started moving the Pellon outside as we were running out of Pellon to make more rounds. The wind was not on our side so out came chairs to help weight the sheets of Pellon down and then some of the rounds started to lift off and blow away. Needless to say the afternoon was challenging and HOT but the gang made 162 rounds! Big Thanks to ... Robert and Isela, Betty, Autumn, Brenda, Sherry, and Belinda

Then came Part Duex.....

More was learned from the June session and applied to the July session. However, there was no cool air to be had while making the rounds this time as Thomas failed to air condition his garage! As quickly as the rounds filled the Pellon, the sheets were immediately moved to the blistering, sun-soaked driveway. This time tulle was used to lay over the sheets to prevent the wind from having its way. More Pellon was purchased but none of the new stuff was touched as the rounds dried in record time in the baking sun. The rounds were peeled off and the Pellon put back to use. The shortage this time was towels! Yes, you need a boat load of towels. The dryer was running and the soaked towels were draped over the vehicles in a glorious mish-mash.

The team broke for a pot luck lunch with brats, dogs, and sausage smoked up on the Big Green Egg with homemade potato salad, Jello salad, guacamole, chips, fruit, and chocolate cake from scratch including ice cream!



After lunch, paper making commenced but at a slightly slower rate as the full bellies and July heat were catching up to all of us. The team was challenged to break the tally of 162 in June and go for 200! That number was CRUSHED....


272 rounds were produced on July 14th  
HUGE Thank you to: Tatyana and AnnaSophia, Belinda, Trish, Jeri, Robert and Isela, Brenda, and Rick

There's no paper making in August.....just ran out of time. But, there will be a date in September. The day hasn't been set yet, so be on the lookout for an email.

Now it's time to decorate as well....

Willow Oak (Brenda) is in charge of the round distribution for decorating. Please seek her out to get your rounds. Four rounds can be taken at a time. Please bring your rounds back the next month and then get four more. It's going to take the entire forest to get them all decorated!

Submitted by Tom Burns



---

Still time to renew or join [Kaligrafos Membership!](#)

2018-2019 Membership

- \$25.00 individual membership
- \$35.00 family membership

Please pay your renewal or sign up dues and send your updated information to Membership committee chairman, Eric Doerr.

**New annual directory and nametag/membership cards available at the meeting, see Eric Doerr.**



[See the form in the newsletter or find it on our website under About Us/Join Us.](#)

Checks payable to Kaligrafos.

# Kathy Setina's Drawing Class

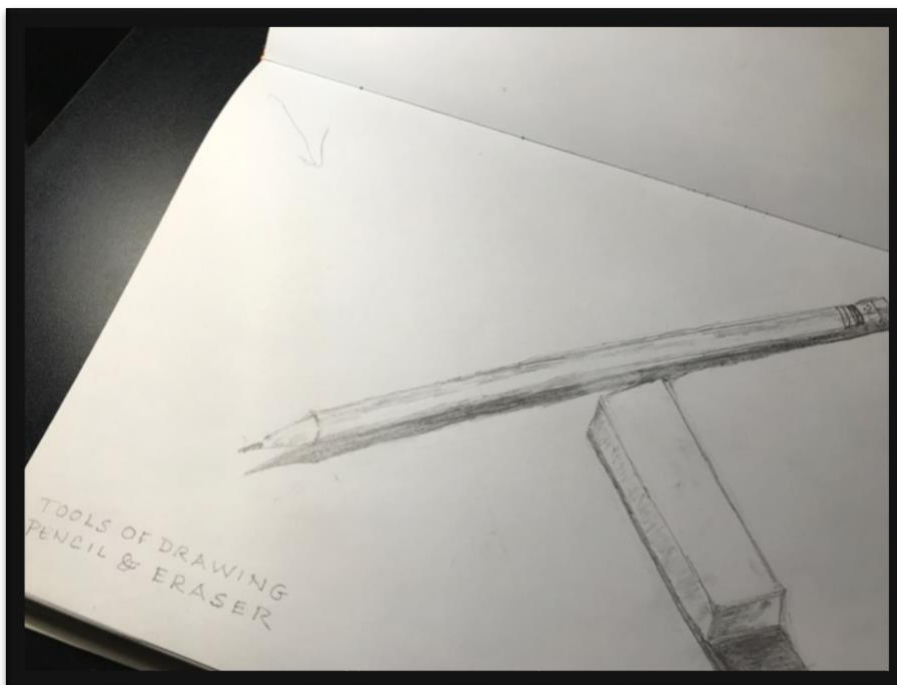
A group of five spent our June Saturday mornings with Kathy Setina studying drawing. I really enjoyed the time I spent with Kathy and the four other members.

We started with the basics of upside down and contour drawing to really look at the whole shape of an object before putting in the details vs. letting your mind try to control what you think you see. Then moving on to breaking things down into shapes such as cylinder, cube, circle or an ellipse, this assists with transferring what your eyes see to paper. My favorite was the perspective drawing. I enjoyed it so much I used it on envelopes for the Pushing the Envelope Exchange. I also appreciated that when I mentioned I wanted to draw florals, Kathy incorporated that into the class. Although I have never been a good artist or at sketching, the time I spent certainly built my confidence and encouraged me to sit down with a pencil or charcoal and my sketchbook. – Trish Manche

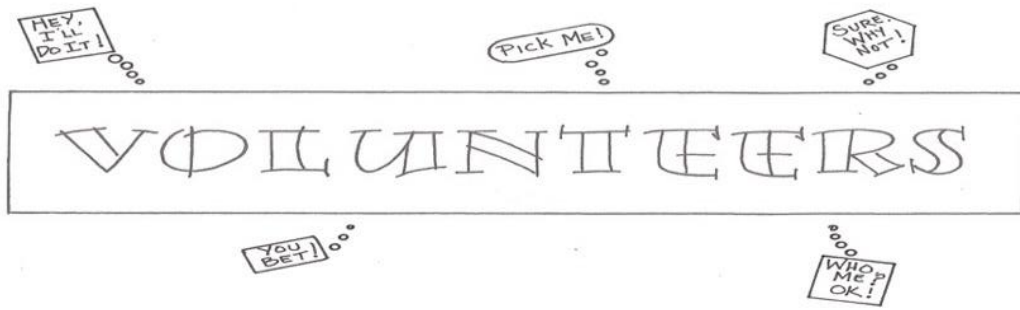


Drawing by Trish Manche

I was a total pencil illiterate, but thanks to Kathy Setina's excellent and professional instruction I am now making friends with the tools of drawing. Thanks, Kathy and delightful, nonjudgmental classmates. —Rita Price



Drawing by Rita Price



May Program Review

Monica Winters

Certificates for our 2017/2018 Program Presenters

Jeri Wright

"Clam Shell" Gift Boxes

Betty Barna, Sherry Barber, Jeri Wright

Paper Making Workshop - Round 1

Autumn Swindoll	Isela Osborn
Belinda Anderson	Robert Osborn
Betty Barna	Sherry Barber
Brenda Burns	Tom Burns

Paper Making Workshop - Round 2

AnnaSophia Bessmertanya	Rick Garlington
Belinda Anderson	Robert Osborn
Brenda Burns	Tatyana Bessmertanya
Isela Osborn	Tom Burns
Jeri Wright	Trish Manche

Thanks everyone!



# Rubber Stamping Opportunity

If you enjoy rubber stamping, card making, scrapbooking, paper crafts, etc., you will have a great time with the Midnight Stampers of Garland at their annual retreat at Springhill Retreat Center in Richardson, Texas. This year's event will be held October 26<sup>th</sup> – 28<sup>th</sup>. For more information, contact Linda Harrison, cell #972-533-4016.



---

## Meeting Highlights

- “Heart of a Volunteer” award was presented to Suzanne Levy for her volunteer participation throughout the year.
- The Treewhispers project will be ongoing through next year and will require the full membership participation to complete.
- Vote for two open executive board positions: Jeri Wright was elected President and Nettie Richardson was elected as our Secretary.
- Tom and Brenda Burns were both presented with handmade boxes containing thank yous from all the members for their leadership and involvement over the past several years.

---

## BOARD MEMBERS

### *Executive Board*

President	Jeri Wright
Vice President	June Baty
Treasurer	Rick Garlington
Secretary	Nettie Richardson

### *Chairpersons*

Communications	Sherry Barber
Exhibits	Margaret Mall
Fund Raising	Open
Membership	Eric Doerr
Newsletter	Trish Manche
Programs	Open
Workshops	Betty Barna

*Our board has open positions, could this be the job for you????*



# Practice Time

Compiled by Randy Stewart

*If I got a dollar for every time I thought of you, well ... I'd start thinking of*

A kleptomaniac is a person who helps himself because he can't help himself.  
**Henry Morgan**

*Just because you're a drama queen doesn't mean I'm going to treat you like royalty.*

It's OK if you disagree with me. I can't force you to be right.

*Things are only impossible until they're not. Jean-Luc Picard*

*I love deadlines. I like the whooshing sound they make as they fly by.*

If a woman says do what you want, DO NOT DO WHAT YOU WANT ! Stand still. Do not blink. Don't even breathe. Just play dead.

In theory, there is no difference between theory and practice; In practice, there is.  
**Chuck Reid**

*I have never met a man so ignorant that I couldn't learn something from him. Galileo Galilei*

Do not touch" must be one of the scariest things to read in Braille.

---

## Coming Soon from Texas Lettering Arts Council!

Paul Antonio and Jerry Tresser next month, August 15 & 16, 2018.

Jerry's lecture on Gilding, is on Wednesday, August 15 at 7:00pm

Paul's lecture on Fraktur, is on Thursday, August 16, at 7:00pm

Both lectures are at:  
Nazareth Retreat Center  
[1814 Egyptian Way, Grand Prairie, TX 75050](http://1814EgyptianWay.com)

The seating is very limited and advance registration is required.

The cost to attend the lecture is \$10 with the Discount Code **GUILD** to members of any Guild.

To sign up for Jerry's Lecture please use this link  
<https://tinyurl.com/ybnh4zkm>  
and enter GUILD in the Promo Code field.

To sign up for Paul's lecture, please use this link?  
<https://tinyurl.com/yeyqr5dv>  
and enter GUILD in the Promo Code field.

Proceeds go to the Sisters of the Holy Family of Nazareth.

For additional workshops with Jerry Tresser, Cora Pearl, Janet Takahashi, Robbie Saslow and Jeri Wright & June Baty, please visit <https://conta.cc/2LUfnHb>





Gilded lettering by Jerry Tresser

# Kaligrafos


Calligraphy Guild

Membership fees:

 \$25.00 Single

 \$35.00 Family

Make checks payable to "Kaligrafos"

 Mail completed form and check to membership chairman at:

Kaligrafos Membership  
P.O. Box 831118  
Richardson, TX 75083

Date of Application MM/DD/YYYY: \_\_\_\_\_/\_\_\_\_\_/\_\_\_\_\_

Name: \_\_\_\_\_

Address: \_\_\_\_\_

City, State & Zip Code: \_\_\_\_\_

Phone Number: \_\_\_\_\_

Email: \_\_\_\_\_

Birth date MM/DD: \_\_\_\_\_/\_\_\_\_\_

Kaligrafos is a non-profit organization created for the benefit and ongoing enrichment of its members. The more you get involved, the more you benefit. Volunteer – you'll meet some really neat people! Please check items below that you would be interested in helping with to support the guild that gives you a place to grow and learn.

- |   |                                    |                                       |
|---|------------------------------------|---------------------------------------|
| <input type="checkbox"/> Communications | <input type="checkbox"/> Exhibits  | <input type="checkbox"/> Fund Raising |
| <input type="checkbox"/> Historical     | <input type="checkbox"/> Library   | <input type="checkbox"/> Membership   |
| <input type="checkbox"/> Newsletter     | <input type="checkbox"/> Programs  | <input type="checkbox"/> Workshops    |
| <input type="checkbox"/> Refreshments   | <input type="checkbox"/> Lettering | <input type="checkbox"/> _____        |