



Paper  
For  
Calligraphy  
By Terri

# President's Letter



**"We Ink 'em Up!"**  
*Presidential Seal By Janell Wimberly*

Welcome my fellow Lettering Lads and Lassies,

We've all survived the leprechaun and officially "sprung" forward. Whoever thought it a good idea to play with our clocks surely gets a chuckle twice a year for all of us who suffer through it. Mother Nature doesn't change time. We still travel around the sun in our orbit but some knuckle head thought it would be wise to play with the human clock. The older I get the more I despise the Spring ahead and Fall back. It was so nice growing up in Indiana as they didn't change

time back then, but they do now. I don't think I've caught up on that hour of sleep I "lost" yet!

Spring Forward is our theme for our first exhibit this year and it's already hung for all to see at the Artist's Showplace. Swing by and drop in to have a look. It is a very nice gallery and we are delighted to have been invited back this year.

Betty and I are taking to the road to present a mini workshop in Austin on April 22nd. During last month's meeting I announced about the Austin Guild (Capital City Scribes) doing an exhibit based on Treewhispers. I've been in contact with their exhibit chair and they are super excited that we want to join in and do rounds for the exhibit. The rounds do need to be handmade paper and can be in the range of 6" to 12" in diameter. There are directions on the website [treewhispers.com](http://treewhispers.com) (this the link direct link to paper making recipe: <https://treewhispers.com/tree-rounds-handmade-paper/make-paper/> ) I'm looking forward to gaining some insight into their paper making of rounds while there and plan on doing some round making myself. My challenge to our guild is to send at least 100 rounds to Capital City Scribes. Who's with me? I'm thinking about doing a little paper making party on a weekend in May. Stay tuned for more to come. Feel free to drop me an email if you are interested.

April 29 and 30 we are hosting Risa Gettler for Visagoth Versals. This is a weekend you won't want to miss. See Sherry to find out if there are any seats still available.

Are you missing out on getting "fun" mail? Check out Pushing the Envelopes: <http://pushingtheenvelopes.blogspot.com> Sign up for the blog notice and get inspired daily by Jean's posts. At the beginning of every month she solicits for that month's exchange. I've participated many times. It's a Hoot at what you'll receive...Give it a go!

May there be a Spring in your step!

Till next time....

Thomas



General Meetings 2<sup>nd</sup> Saturdays at 10:00am – noon

Come early to socialize 9:30am to 10:00am

Meeting Location

**Lovers Lane United Methodist Church**

**9200 Inwood Road, Dallas, TX 75220**

Room C103-105 – First Floor near the gym  
on the west side of the church campus.

---

#### Workshops

**April 29-30** Risa Gettler • Visigoth Versals

**Sept 30-Oct 1** Yves Letterme • Drawn Letters

#### Mini Workshops\*

\*These are 3 hour sessions in the member's home - unless otherwise notified. Must sign up and if too many are interested, there will be a random drawing for the available slots OR a possible second session.

#### Board Meetings

**June 1:00pm • Javier's Place**

*Soon the committee chairs will start planning programs / workshops for next year. Is there something you would like to see or share? Please let us know.*

*Like Kaligrafos on*



#### BOARD MEMBERS

*President:*

Thomas Burns

*Vice President:*

Betty Barna

*Treasurer:*

Rick Garlington

*Secretary:*

Jeri Wright

*Exhibits:*

Margaret Mall

*Historian:*

Randy Stewart

*Library:*

Brenda Burns

*Membership:*

Eric Doerr

*Newsletter:*

Trish Manche

*Programs:*

Cynthia Stiles

*Fund Raising:*

Javier Mardones-Hermosilla

*Communications & Workshops:*


Sherry Barber

The Kaligrafos Newsletter is published 9 times yearly in the months of regular meetings. Send art, articles, announcements or comments by [clicking here](#).

## *Our April Program*

### **Paper For Calligraphers by Terri**

Come and join us at our April meeting where Terri Thoman of Paper Arts in Dallas will discuss the history of paper “according to Terri” and some basic paper do’s and don’ts. Following the meeting, members are invited to the newly remodeled Paper Arts store where they have a wonderful selection of many types of paper.



---

*It's time to renew your Kaligrafos Membership!*

*2017-2018 Membership*

- *\$25 for individual membership*
- *\$35 for family membership*

*Please pay your renewal and send your updated information to committee chairman, Eric Doerr by May 1<sup>st</sup>, 2017.*


*On-time renewal guarantees your inclusion in the annual directory available at the September 9<sup>th</sup> meeting.*


*See the form in the newsletter or find it on our website under About Us/Join Us.*

# Kaligrafos


Calligraphy Guild

Membership fees:

 \$25.00 Single

 \$35.00 Family

Make checks payable to “Kaligrafos”

 Mail completed form and check to membership chairman at:

Kaligrafos Membership

P.O. Box 831118

Richardson, TX 75083

Date of Application MM/DD/YYYY: \_\_\_\_\_/\_\_\_\_\_/\_\_\_\_\_

Name: \_\_\_\_\_

Address: \_\_\_\_\_

City, State & Zip Code: \_\_\_\_\_

Phone Number: \_\_\_\_\_

Email: \_\_\_\_\_

Birth date MM/DD: \_\_\_\_\_/\_\_\_\_\_

Kaligrafos is a non-profit organization created for the benefit and ongoing enrichment of its members. The more you get involved, the more you benefit. Volunteer – you’ll meet some really neat people! Please check items below that you would be interested in helping with to support the guild that gives you a place to grow and learn.

☐ Communications

☐ Exhibits

☐ Fund Raising

☐ Historical

☐ Library

☐ Membership

☐ Newsletter

☐ Programs

☐ Workshops

☐ Refreshments

☐ Lettering

☐ \_\_\_\_\_



## **DRAWING FOR CALLIGRAPHERS by KATHY SETINA**

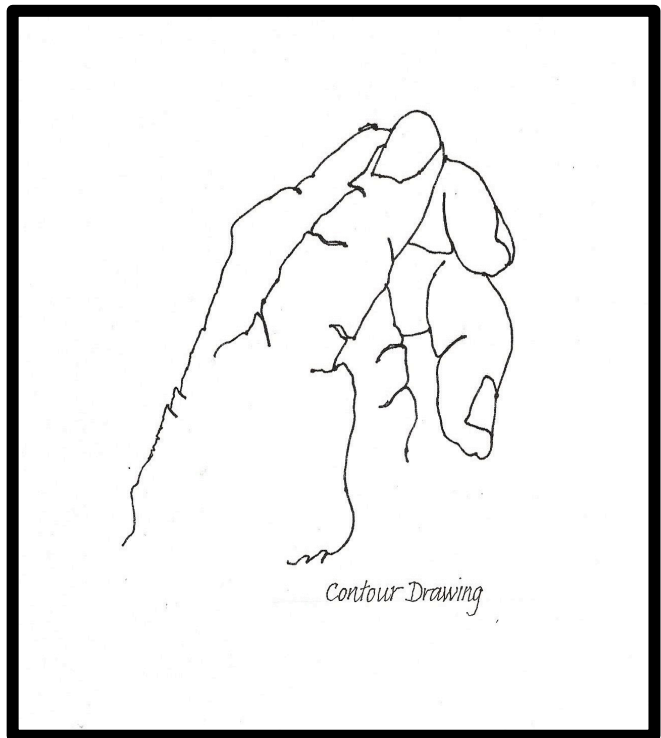
*Review by Lynda Kemple*

Kathy's presentation in March was a quick course in drawing with the hope of incorporating drawing into our calligraphy pieces and also giving us a comparison between drawing and calligraphy.

She began by giving us a definition of drawing: in relation to visual arts, it implies making a mark, or pulling or dragging a tool across a receptive background, usually a piece of paper. Is that calligraphy? Is that drawing? Really, it could be both.

Drawing methods enrich the skills and processes that we use as calligraphers. We started with the basic elements of art, which are really the essential building blocks that govern any visual arts, including calligraphy and drawing. These seven elements are line, shape, form, space, value, texture and color, with line being the primary element used in both expressions of art forms.

There are many possibilities for comparing and contrasting drawing and calligraphy. Kathy did an amazing job of comparing and contrasting examples of famous artists' drawings with pieces of calligraphy. I found this portion of



the presentation fascinating as she pulled together works that demonstrated so well this concept. She showed several works of Rembrandt, Toulouse-Lautrec, Vincent Van Gogh and Degas. This was an exercise that helped us see the remarkable overlap in both calligraphy and drawing.

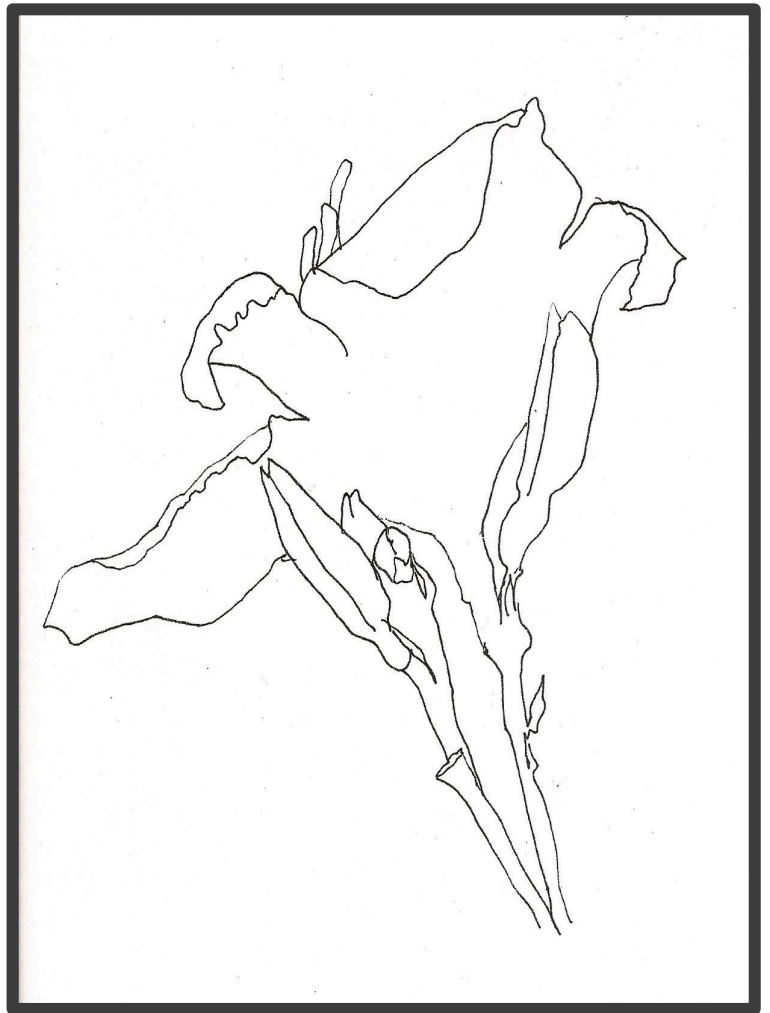
The next adventure Kathy took us on was learning how to really "see". This incorporated the left brain and right brain. She told us how the left brain is our dominant side and that it's part of the brain that we use to function. It is dominant, speedy, verbal and abstract. It rushes in with words and symbols to get us through our day. The right brain processes information in a fresh way. It is intuitive, subjective and non-verbal. We have to move from the left side to our right in order to really see and to draw what we see. Both calligraphy and drawing are considered right brain activities and promote meditation and stillness. Think about this!! Is it difficult for you to carry on a conversation while you are writing?

So how do we turn off the dominant side of our brain? You give it a job it hates to do and that's exactly what Kathy had us do! Our first exercise was upside down drawing, which would work well with learning a new hand. This exercise was both challenging and revealing. We saw lines and angles and shapes in an entirely different way. It was meant to slow us down and was very successful in promoting quiet in the room! Drawing on the right side of the brain is an internal dialogue. Don't we do that in calligraphy?

Next, we did a blind contour drawing. Kathy gave each of us a fresh cut flower. We put our pencils down on the paper and put our eyes on the edge of the object we were drawing.

With our eyes and hand was synchronized, we moved our eyes very slowly over the edge of the flower without looking down at the paper. What we were aiming for was one continuous line without lifting our pencil from the paper and our pencil to move at exactly the same speed as our eye. This was extremely slow. We were to capture every little curve or irregularity we saw as our eye moved along the lines and edges of the petal. No peeking! No erasing! The finished product was not the goal. Kathy said that contour drawings can produce some of the most sensitive drawings.

For the second time, the room became very quiet. Kathy said the basic idea was to get us to slow down and to really look at



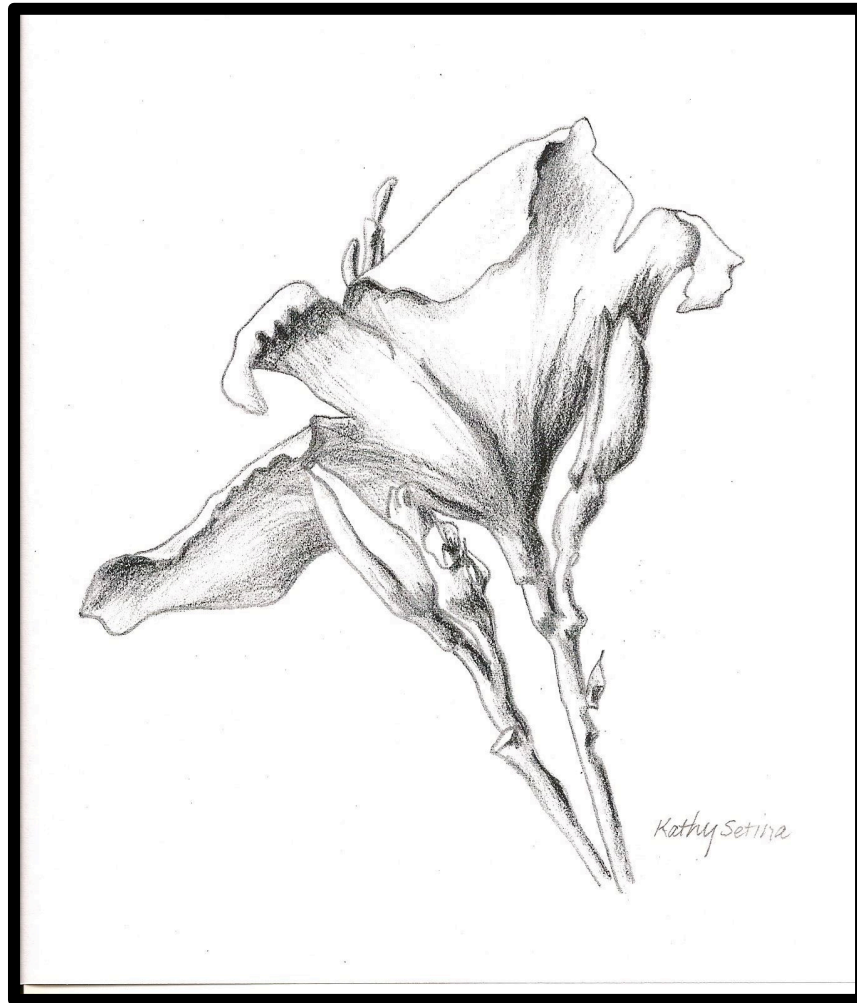
the object and stop thinking in symbols; to become intimately familiar with the object we were drawing.

Studying things this closely should help our calligraphy. We can apply the same rules of observation in drawing to our forms.

One of the handouts we had was a value sheet.. The basic geometric forms (cube, cone, cylinder and sphere) are the underlying forms for almost everything. When beginning a drawing, simplify the subject. Look for the top and bottom and mid point of the object and get your proportions from there. Light and shadow are determined by the form of an object. Draw a little arrow to remind yourself where the source of light is. Shadows

falling on a rounded surface will have gradual changes in value. The way we can tell sharp angles is that there is a sharp contrast in lights and darks when the edge changes.

To show distance or space, there are three techniques. Firstly, overlapping shapes are used (putting one object in front of another). The lower on the page, the closer the object. Diminution is the reduction of size of something. One example is converging lines where parallel lines appear to converge at the horizon line. Aerial perspective, sometimes called atmospheric perspective, is the third method to indicate distance or space. As things move away from you, they get paler (ie: mountains), bluer and less detailed.



Our handout gave us examples of perspective. If you take a cup and hold it at eye level, the top line should be completely flat. If you move the cup above eye level, the front lip starts frowning. As you move the cup back down to eye level and then further down below eye level, the front lip begins to smile. This is an elliptical shape, not a fish shape and this information can be incorporated in drawing perspective for flowerpots, which many calligraphers draw.

Thank you Kathy, for your amazing presentation! I left so enthused and motivated that I want to take some drawing classes! We are most grateful to you for giving us such an informative and fun program!



# Mini Workshops

By Trish Manche

This year the board tried something new. A few members volunteered their time and their homes to have mini workshops focused primarily on tools, lettering styles, or hands. We hear from new members that they love Calligraphy and want to learn more. Here are a couple of comments from members who attended:

May marks my one year anniversary as a member of Kaligrafos and I am so GRATEFUL for all that I have experienced and learned from attending each of the 3 Mini Workshops I attended. My hope is they will continue! Thanks to the Board for offering this series of workshops! -Nettie Richardson

I truly enjoyed the one mini-workshop I've attended so far as a new member: The Ruling Pen with Rick Garlington. It was very informative and fun to learn a new technique with other enthusiasts. Looking forward to attending more! -Jessica McBride

A great time was had by all at the Ruling pen Mini Workshop at Rick's lovely home. He has the biggest table in Texas which accommodated the class nicely! The demos were very helpful. In his usual style he provided many of the supplies needed for the class. His teaching method is often peppered with a "LITTLE" of his antics and humor. I find this to be A very fun & effective and method of teaching. -Jean Kooda

I attended the Copperplate Minuscules workshop at Jeri Wright's studio. Jeri had great worksheets (which I still use) and was able to spend some one on one time with each student to help with problem letters. A great time was had by all. I have taken workshops from Jeri in the past and they are always great! - Trish Manche

Tom gave wonderful detailed instruction on the care and preparation of dip pens. Various methods of cleaning them were shared--flames, potatoes, toothpaste and rubbing alcohol. He also gave tips on using gouache--not a recipe, but using 'smidges' and 'pinches' of a little water or a little gouache, to get it just right. His handout, written in his inimitable style we've been enjoying in our newsletters, is a valuable resource for other writing tips as well. I definitely recommend this mini workshop if he offers it again.

*Thank you* to all the awesome members who put forth both their time and their homes to teach these incredible classes. We are always looking for volunteers who have talent to share. If you would like to host a Mini Workshop, please see a member of the board.

# Risa Gettler

## Art & Wine Reception

Friday, April 28th

7:00 p.m.

Home of Sherry Barber  
5689 Widgeon Way, Frisco

*Come and meet Risa Gettler and be inspired by her artwork.*



*Between Verse & Vision* is the codex of visually interpreted poetry by Risa Gettler, calligraphy artist, illustrator and author. The commission to hand-letter and illustrate a book of original poems was a journey into the heart of each poem, searching for and then visually articulating their core messages through image, color, and lettering styles. Risa discusses both the business aspects as well as her emotional and academic process, research, and approach and the materials she used. Questions welcomed.



Risa Gettler, calligraphy artist and instructor, combines her education and career in graphic design with her lifelong study of Letter Arts. Risa's art can be seen in the Smithsonian Institution, national and international art publications, CD jackets, wine labels, and juried exhibits from Washington State to the Washington National Cathedral. The pursuit of honing her craft has led Risa to advanced and special-focus calligraphy studies at the Accademia Delle Arti Calligrafiche in Cittadella, Italy, St. John's University via a Schlossberg Scholarship, the Getty and Huntington Libraries, and the UCLA Center of Medieval and Renaissance Studies, the Marquis de Sentmenat School of Design in Barcelona, Spain, and Princeton University's Department of Spanish Medieval Art.



Visigothic Versals are an exclusive, distinct and independent lettering tradition unique to 7th - 11th century Spain. This is the magnificent artistic period under the rule and influence of Islam, when the Ottoman Empire of the East met the Holy Roman Empire of the West! The results were one of Spain's greatest treasure and the most important religious writing of the Middle Ages - the Beatus Manuscripts. The manuscripts designs are in the Mozarabic art style, which unites early Arabic roots.

*Risa has artwork in the new Speedball textbook. Bring yours if you would like Risa to sign your copy.*



## Library Info

***Reminder:*** All books checked out from the Kaligrafos Library *must be returned on or before the May meeting* so that an inventory can occur over the summer. If you will not be able to make the meetings, please contact Brenda Burns to make arrangements.

***Reminder:*** library books are due at the next meeting. Browse the library at [The Library Thing](#)

After you pick your titles, email your selection(s) to [library@kaligrafos.com](mailto:library@kaligrafos.com) to be delivered at the next scheduled meeting. *Please note: When requesting a library book from Brenda, be sure to put in the subject line "Library Book" or "Kaligrafos."*

## Book Reviews

***Are you looking for an opportunity*** that will help others, fill a need and be more rewarding than you could imagine? The Library Committee wants YOU!

We have an extensive library. Your reviews assist members, especially new calligraphers, in making selections to assist them in expanding their knowledge and perfecting their skills.

The reviews will be published in both a future newsletter as well as posted on the Library Thing. For more information, please contact [Brenda Burns](#).

---

## *Meeting Highlights*

By Jeri Wright, Secretary

- A TreeWhispers exhibit by the Austin guild is being planned and they have asked Kaligrafos to collaborate with them. Example of the handmade paper rounds that are required was presented to the guild members. The originator of the TreeWhispers movement, Pam Paulsrud, will be teaching a workshop for the Austin guild later this year. A paper making workshop will be planned sometime in the next year.
- Nominees for the two open board positions, Vice President and Treasurer, will be presented at the April meeting.
- Open invitation for designs to be submitted to Brenda Burns for t-shirt as a fundraising project.
- Order forms were passed out for anyone wishing to order a "Kaligrafos" logo shirt that was worn by board members at the meeting.
- A retreat is being planned for the members of the Dallas, Waco, and Austin guilds. Tentatively to be held in the Waco area (most central to all 3 guilds) in 2018. Brenda Burns is chairing the Dallas guild's involvement. Any persons wanting to help in this endeavor need to contact Brenda Burns.
- Membership dues are being collected for the 2017-2018 year. Your dues must be received by June 1<sup>st</sup> to meet the deadline for your name to be listed in the membership directory.

# HARVEY'S HELPFUL HINTS

By Harvey Anton

*April 2017's spotlight* is on the newly acquired Heintz & Blankorts, made in Germany. It is bronze, “bird beak” style with 3 air holes and slightly longer than normal, so you will be sure to use an “open ended” nib holder. It is quite flexible and sharp, giving you the desired swell stroke with a super fine upstroke...you will really like using this nib as it will do everything asked of it. Your lettering will definitely have the “professional” look, and your finished piece will reflect the beauty of the lettering done with this nib. Try it out at my table at the meeting.

*If you have access to a Mac computer*, you have access to a circle and spiral layout. Simply pull up the Application in the Finder and you will have it on the screen . You can print out the template you want and/or use your computer for a trial. They even give you a suggestion as to which nib to use. Try it – you might like it...beats the heck out of starting from scratch and no one will know you didn't start from scratch yourself...this is a real time saver.

*This is for the embossing crowd*, a good template weight is a manila folder...too heavy and you'll tear the paper, and too lightweight won't emboss deep enough. This is the Goldilocks weight – just right! Always be careful using the Exacto blade – they are super sharp and will take skin and fingers off in a heartbeat!

**Definitions:** Chirography: Handwriting or penmanship  
Cacography: Poor writing or poor penmanship  
Calligraphy: Beautiful writing

*If your lettering looks a bit stiff*, Susan Skarsgard uses (and recommends) using just a waist (mid) line when lettering. This might help you and your lettering loosen up a bit.

*It's a good idea* to make a copy of your finished work, a photo will suffice. Be sure to include all the pertinent information along with the photo, i.e. ink, nib, paper and size, and any critical measurements so that you will be able to reproduce it by hand when necessary. Brings to mind one of my clients used to come to me for duplication of a project I did for them a couple years before. Without the necessary information I would have been lost. I always kept the information in a client folder with name, date, name of the project, along with the necessary info, etc.

*Sheila Waters suggests* looking at the inside corner of the broad nib when lettering instead of the letter itself. This should help the look of the letters.

*Til next month*, for beautiful writing, Plano Harvey: [penstaff@verizon.net](mailto:penstaff@verizon.net). H) 972-307-0172, C) 817-470-2735 for your vintage nib and supplies – and Kaligrafos receives 10% of the sale. A WIN-WIN!



# Practice Time

*I burn candles, I  
meditate, I drink green  
tea and I still want to  
smack some people!*

*Seen on the Internet*

*In archaeology you uncover  
the unknown. In diplomacy  
you cover the known.*

*Thomas Pickering*

**You laugh, I laugh. You  
cry, I cry. You take my  
coffee, may God have  
mercy on your soul.  
Seen on the Internet**

**Decisions are made by  
people who have time,  
not by people who have  
talent. Scott Adams**

*I just want to have  
enough money to  
decide for myself  
that money doesn't  
solve everything.  
Seen on the Internet*

*In a time of universal  
deceit, telling the truth  
is a revolutionary act.  
George Orwell*

**Conceit is God's gift to little men. Bruce Barton**

**When dealing with the insane, the best method is to pretend to be sane.  
Hermann Hesse**

*You want to know the difference between a master and a beginner? The  
master has failed more times than the beginner has even tried. iFunny.com*

**If you live long enough, the venerability factor creeps in; first, you get accused  
of things you never did, and later, credited for virtues you never had. I. F. Stone**





**Kaligrafos, Calligraphy Guild**  
**presents at the Artist's Showplace, 15615 Coit Rd., #230, Richardson, TX**  
**S P R I N G   2 0 1 7   E X H I B I T**



**DATE: March 31 thru April 28, 2017 / Reception, Friday April 7, 4 pm - 6:30 pm**  
**Artist's Showplace, 15615 Coit Rd. #230 / Hang date: March 31, 10 - 11:30 am / Strike: April 7th 4-6pm**

If you cannot get your own work to Artists Showplace the morning of March 31, please have another person bring your work OR drop it off at Margaret's home not later than Friday, March 30 by 5 PM. Address: 9709 Smokefeather Lane.

if you wish to put a Haiku in your work please feel free to experiment!  
NOTE: Any art not sufficiently wrapped for protection may be rejected.

**Submit photo/jpeg or pngs no later than March 20 to [mdmall7@sbcglobal.net](mailto:mdmall7@sbcglobal.net)**

A) Two photographs (jpegs) of your artwork

B) An "Artist Statement" about the artwork being displayed  
(pls. limit to 75 words)

**NOTE: Each artist may enter up to 3 pieces for this exhibit AND the Patriotic exhibit this summer.**

**"SPRING FORWARD" ~ March 31 - April 28, 2017**

1) attach this form to back of picture (one for each entry)

Name: \_\_\_\_\_

Address: \_\_\_\_\_  
\_\_\_\_\_

Title: \_\_\_\_\_

Phone: \_\_\_\_\_ Value: \_\_\_\_\_

2) attach this form to back of picture (one for each entry)

Name: \_\_\_\_\_

Address: \_\_\_\_\_  
\_\_\_\_\_

Title: \_\_\_\_\_

Phone: \_\_\_\_\_ Value: \_\_\_\_\_

**3) ENTRY FORM** (send this & all materials to Margaret Mall - [mdmall7@sbcglobal.net](mailto:mdmall7@sbcglobal.net))

Fill out one form for each entry

Artist: \_\_\_\_\_ Title of work: \_\_\_\_\_

Media: \_\_\_\_\_

Brief Description: \_\_\_\_\_

Size: \_\_\_\_\_ Exhibit's value: \_\_\_\_\_ For Sale? \_\_\_\_\_

Contact Info~Phone: \_\_\_\_\_ E Mail: \_\_\_\_\_

**Release:** I agree to comply with the show rules of Kaligrafos and will not hold Kaligrafos, The Dallas Calligraphy Society, the Artist's Showplace liable for damage/loss of artwork.

Signed: \_\_\_\_\_ Date: \_\_\_\_\_

~~~ No group insurance is applied to this exhibit. If you wish to insure your piece, you must purchase insurance privately. ~~~  
(Framing with GLASS elevates risk of breakage - The above noted organizations are not held responsible for damage. **Consider framing your piece with acrylic**)

**\*Attach biographical and artist materials (A,B,C & D) digitally (PDF) or as hard copies when submitting your work.**  
**Contact Margaret Mall for more information: [mdmall7@sbcglobal.net](mailto:mdmall7@sbcglobal.net)**

## **ArtReach Exhibit God & Country**

*Thursday, June 29 through Thursday, August 17, 2017*

If you would like to participate, please contact Margaret Mall as soon as possible and provide the following:

1. Name
2. Email address
3. Phone number
4. High-resolution photo (.jpeg or .png)
5. Name for the title card of your entry
6. Size of your piece (width first, then height) in inches (framed, not framed, or gallery wrapped)
7. The media in which the work is created
8. Sale price of the piece\*

The deadline to register your artwork is June 1.

The reception for the God and Country Patriotic art exhibit in the ArtReach Gallery in Watson Hall at Lovers Lane UMC is June 25, 2017. A concert follows at 5:00 PM and a BBQ dinner reception. An invitation to these events will be posted on Facebook and sent to each of you to distribute and share via email or other social media/web sites as you see fit.

Volunteers are needed!!!....

Hang Date: Thursday, June 28, 2017, 9:00 am until 11:00 am

Strike: Thursday, August 17, between 9:00 am and 10:30 am

\*25% of piece sold benefits the ArtReach Visual Arts Foundation at Lovers Lane UMC.

# VISOGOTH VERSALS

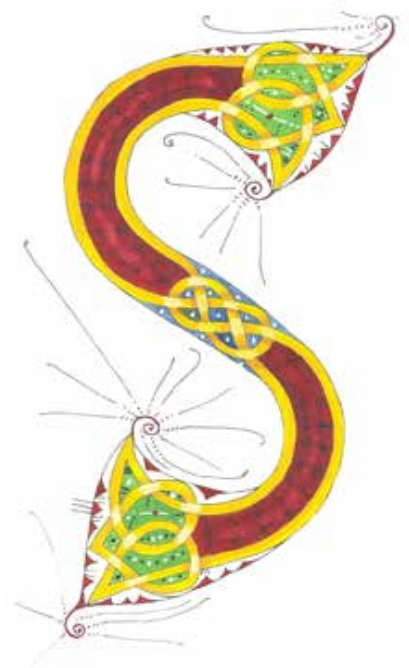
WITH RISA GETTLER

APRIL 29-30, 2017 9:30-4:30



Perhaps you've seen my earlier works at Altamira. I am confident, if I could trace my lineage to paleolithic times, I would have been one that 'wrote' on the cave walls. I write and teach calligraphy art and painting styles from early historic to contemporary writing.

Other than the wheel, what's better than the alphabet?



---

Visogoth Versals with Risa Gettler

April 29-30, 2017

Count me in:

Name \_\_\_\_\_

Phone \_\_\_\_\_

email \_\_\_\_\_

☐ Payment enclosed, \$140



## Copperplate Calligraphy Class

Tuesdays, 6:30 - 8:30 PM, April 18 - May 23

Teacher: Carol Measures Scott  
Ages: 14 and up

Location: 7121 Oaklawn, Sachse, 75048  
Price for all six-week classes: \$135

Supplies available for purchase at website on class listing page.

### **Three Ways to Register:**

- 1) **Online:** at [www.carolscalligraphyart.com](http://www.carolscalligraphyart.com) Go to Book Online, then Group Classes tab. Choose your class by subject and day. Follow registration and payment prompts. You can also purchase supply kits on this same page.
- 2) **By mail:** Please send check or money order for \$135 made out to Carol's Calligraphy along with name, full address, phone, and email address to: Copperplate Class, 7121 Oaklawn, Sachse, TX 75048.
- 3) **In person:** by appointment. Call for arrangements. 214-724-0156

[www.carolscalligraphyart.com](http://www.carolscalligraphyart.com) • 214-724-0156 • callicarol@aol.com

## ***FIRST FRUITS***

***October 2017***

### ***Goodrich Gallery***

***First United Methodist Church, Dallas***

***1928 Ross Ave. Dallas, TX 75201***

Goodrich Gallery announces an art call for submissions to a juried art competition with the theme, *First Fruits*. The Gallery encourages you to submit your best depiction or interpretation of this theme for inclusion into its October, 2017 exhibition. *First Fruits* will celebrate the gifts and blessings of God which you have personally experienced. From ancient times Scripture tells of celebrations where the people have brought offerings of their first fruits to bless and honor our Lord. What are your fruits or gifts or blessings? We look forward to seeing how your creativity embraces the theme of *First Fruits*!

**ARTISTS:** Please submit up to two entries to the juried competition which incorporate your interpretation of the theme of the exhibit. Selected artists will be featured in the month long exhibition in Goodrich Gallery at First United

Methodist Church in the heart of the Arts District in downtown Dallas, and receive recognition on the church website. An Opening Reception honoring the artists will be held Sunday, October 1, 2017, 12:00 to 2:00 following the worship service. During the exhibition visitors will have an opportunity to cast ballots for the People's Choice Award. On Sunday, October 29, 2017, at 12:30, the top three winners will be announced, with a prize award going to the overall winner. At that time exhibitors may take any unsold art work with them.

**To enter please submit your entry in the attached form by Midnight, Tuesday, August 1, 2017 for consideration of participating in the juried art exhibition. Please review the following requirements to be considered for the show. Acceptance letters will be sent via email on Monday, August 21, 2017.**

- Please title your file like this: title, size, artist.jpg.
- Upload entry specifications: Maximum width 2500px wide at 72dpi/ 180dpi. Accepted artists will be featured through our online media.
- Submit a headshot in addition to your artwork for publicity purposes. Please include your name, medium and website url.
- All 2D work must be suitably framed and wired for hanging. Gallery wrapped canvas is also acceptable. Work should not exceed 48"x48".
- Art work must be original. Work done in a production studio, classes or workshops, work from kits, commercial designs, and derivative work is prohibited. All work must be new and not previously shown at the Goodrich Gallery.
- Work may be offered for sale or marked NFS on the entry form. The Gallery will retain 25% of any sales. Please take this into consideration when determining the sales price. Sales tax is the responsibility of the artist.
- Artists must include in the online registration a statement describing how the entry relates to the theme *First Fruits*.
- Acceptance letters will include important dates and an exhibition contract to be completed and returned via email or fax to Music & Arts office in First United Methodist Church. (Rejection notification emails will follow promptly.)
- Insurance of art work is the responsibility of the artist.
- Work must have index card with artist's name, title of work, price and contact information attached to the back of the work.
- All art work must be delivered to the Music and Arts office, 1928 Ross Ave., Dallas, TX 75201, on Thursday, September 21, 2017, between 9:00 a.m. and 4:00 p.m. If there is a conflict please call