

Kaligraphos

APRIL 2016
VOLUME 36 NO. 8



BACKHAND CASUAL SCRIPT
with Ken Robison



"We Ink 'em Up!"
Presidential Seal By Janell Wimberly

President's Letter

Welcome young letter loving grasshoppers-

Spring has officially sprung, so they say, but as I "pen" this letter the temperature flirted with Mr. Frost over night. We didn't get the light kiss from Mr. Frost as he shied away at the last moment, thankfully! I say thankfully as I have just one Hollyhock left from the Indiana seeds I brought back several years ago, and they don't take kindly to Mr. Frost and wilt at his gentlest kiss.

It seems as though we cling to our roots no matter how far away we land and take up root. I think it's human nature. We like the things that comfort us and remind of us home, least the good things. Then wherever we root we make new memories to take to our next destination; adapting what we know to the new surroundings and climate and culture. This is how we grow and evolve and become more than a single entity.

The same holds true in calligraphy and art. Granted, most artists work alone and are isolated because they really are introverts, but if we don't grow and learn, and share and adapt, then to what end is our journey if we leave no seeds to flourish anew? Spring is a wonderful time as Nature comes alive after resting from her winter slumber. She never quits, never gives up, and is relentless in bringing forth her beauty.

Think back to all the classes and workshops you have taken over the years. I'm sure those who have done this for years see repetition in classes and workshops, and I can say I'm seeing that now having been in Kaligrafos for almost 8 years. BUT, even though I know or have been taught a technique previously, I learn something new from each instructor. Plus, being immersed in what you love with like minded people makes you grow beyond what you can achieve alone—just like adding a little compost to your soil nurtures your flowers to be even more spectacular. But, now take your knowledge and impart it to others with your twist and the cycle continues and who knows what giving that little tidbit of info to someone can lead them to.....

Now back to regular programming:

This month is the deadline for signing up for the SWCC Envelope Exchange. Earth day is the deadline to get your request to me (April 22).

Our Spring Renewal exhibit is up at the Artists Showplace. The reception is April 9th from 4-6pm. I hope to see a bunch of you there!

The Executive positions of President and Secretary are on the ballot this year. If you are interested in either position please seek our Nominating Chair Brenda or anyone on her team; Marilee, Marilyn, or Rita.

May new roots spawn new beginnings,

Thomas



BOARD MEMBERS

President:
Thomas Burns
Vice President:
Betty Barna
Treasurer:
Rick Garlington
Secretary:
Trish Manche
Exhibits:
Margaret Mall
Historian:
Randy Stewart
Library:
Brenda Burns
Membership:
Eric Doerr
Newsletter:
Anita Hofmeister
Programs:
Cynthia Stiles
Fund Raising:
Kathy Setina
Javier Mardones-Hermosilla
Communications & Workshops:
Sherry Barber

2015-2016 CALENDAR

General Meetings - 2nd Saturdays 10:00am

Come early at 9:30am for social time.

April 9 • Ken Robinson - Brush Lettering for Signs

May 14 • Thomas Burns - Tool Box Time

Board Meetings

May 21 1:00pm • Rick's Place

Workshops

Jaycee Park Center for the Arts in Irving

April 14-17 • 9:30am-4:30pm - Georgia Angelopoulos
Things Greek and Gilded

Playdates

Senter East Building in Irving
9:00am-12:00pm

June 11 • Rick Garlington, TBA

*The Kaligrafos Newsletter is published 9 times yearly in
the months of regular meetings.
Send art, articles, announcements or comments by
[clicking here.](#)*

Kaligrafos, The Dallas Calligraphy Society

presents

S P R I N G 2 0 1 6 E X H I B I T

**Come!
April 9th,
4-6pm**

**Spring
RENEWAL**

DATE: April 4 to April 29, 2016 / Reception, Saturday, April 9, 4 pm - 6 pm

WHERE: The Artists Showplace, 15615 Coit Road, Suite 230, Dallas, TX 75248

Gallery Space: John French Gallery

Meeting Location

The Kaligrafos meeting on April 9, 2016 will be held at the

Lovers Lane United Methodist Church

9200 Inwood Road, Dallas, TX 75220

Look for us in Room C103-105 on the first floor over by the gym on
the west side of the church campus.

APRIL PROGRAM
BACKHAND (REVERSE)
CASUAL SCRIPT
with Ken Robison



Ken has been a sign painter for almost 50 years. He will demonstrate the Backhand (Reverse) Casual Script.

He has a great technique for learning how to paint with the brush. Don't miss it.



Trish's Meeting Highlights

March 6 Executive Board Meeting

- Still looking for an alternate workshop location.
- Funds raised for the guild at the Valentine social \$450.00 from raffles and \$100.00 from auction.

March 12 Regular Meeting

- Tom Burns is organizing an envelope exchange for the Southwest Calligraphy Conference. See email for details.
- Nominating committee is looking for nominees for President and Secretary.
- The Spring Renewal exhibit is coming up in April at the Artists Showplace. Please contact Margaret regarding your piece.
- Kathy Milici will be here in September. You may purchase each day separately for \$70.00 ea.

Announcements

Book Reviews

If you are looking for an opportunity that will help others, fill a need and be more rewarding than you could imagine, then the Library Committee wants YOU!

We have an extensive library and it can be overwhelming (especially to those new to calligraphy) to decide what books to borrow, which is why the Library Committee is asking its members to write reviews of our books. The reviews will be published in both a future newsletter as well as posted on the Library Thing. For more information, please contact Brenda.

Donate Cards

Donate your handmade cards to Membership Chair, Eric Doerr! We need them for birthdays and other occasions! Thank you!!!

Like Kaligrafos on...



Library Books

Remember that library books are due at the next meeting.

Browse The Library Thing to pick out a few titles at: <http://www.librarything.com/catalog/Kaligrafos> then send Brenda Burns an email with your selection(s) at library@kaligrafos.com so she can bring your selections to the meeting.

Please note:

When requesting a library book from Brenda, be sure to put in the subject line "Library Book" or "Kaligrafos."

2015-2016 Membership

Join Kaligrafos

The Dallas Calligraphy Society

\$25 for individual membership

\$35 for family membership

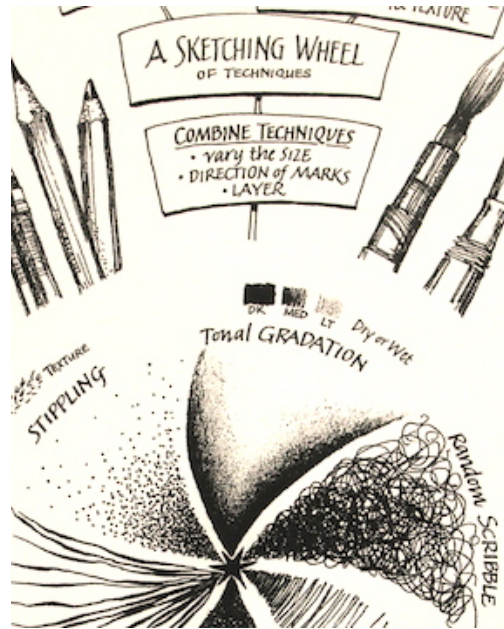
http://kaligrafos.com/join_us/join_us.html

Please send membership changes of your information via email to Eric Doerr calligraphy@letterboxes.org


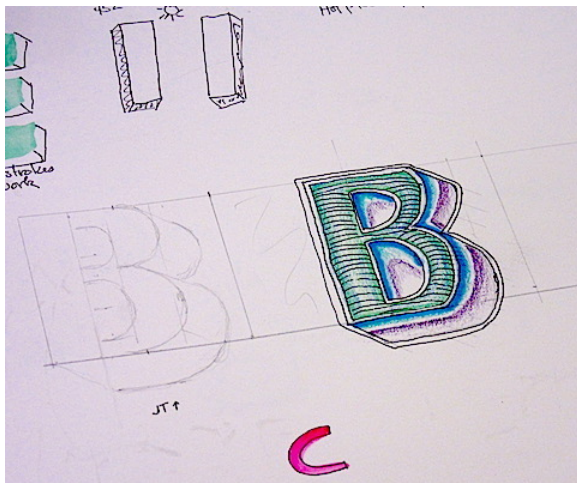
Letters of Whimsey Janet Takahashi Workshop

By Trish Manche

I had the opportunity to attend the Janet Takahashi workshop on February 27th & 28th hosted by the Fort Worth Guild. It was a wonderful experience. She took us through the steps of making a “field palette” that was created with a variety of different tools (water colors, water and regular color pencils, pens, graphite) that were recommended on the workshop supply list. Not only were we marking for color but also testing water solubility, this puts the




information at your fingertips to assist with making a journal and knowing what to expect from each tool. We spent time creating simple but beautiful backgrounds, learning steps to give letters a funky 3D appearance, shading techniques and she spent some time showing us how to create your own alphabet. Janet was a very hands on instructor and truly a delight.






Show and Share



From Betty Barna's Button Alphabet Workshop



Envelopes



Show and Share...More Envelopes



Members' Local Classes

Carol Measures Scott **Spring Italic Class** **Broad-pen Calligraphy**

Spring into the warmth of a new hobby this season in a beginning calligraphy class. You'll be treated to a small class with new friends and lettering fun. No knowledge or experience with broad-edge pen calligraphy is required. We will cover all 26 minuscule (lower case) letters in the Italic style. Enjoy the pleasure, relaxation, and a great time you'll have while learning to create lovely letters.

Date: Thursdays, beginning 4/7/16; six weeks

Location: 7121 Oaklawn, Sachse, TX 75048

Time: 2 - 4 pm **OR** 6 - 8 pm. Ages: 14 and up

Price: includes 12 hrs of teaching, handouts, calligraphy graph pad, Pilot Parallel pen set \$144 - if paying by cash, check or money order

\$148.88 - if paying online

~ Class size limited, please register early.

Questions? [Email Carol](mailto:Carol@carolscalligraphy.com)

Please bring: pencil, ruler, eraser, a *few* paper towels, apron (or wear old clothes), a few paper clips

Optional: note-taking supplies, folder for handouts, your own drink

To register:

Please send check for \$144 made out to Carol's Calligraphy along with name, full address, phones, email to: Spring Italic Workshop, 7121 Oaklawn, Sachse, TX 75048. Your payment secures your reservation. I am no longer able to hold spots without payment because of no-shows. Refunds available if your spot is filled from the wait list. No refunds for missed classes.

Registration deadline: 4/4/16

Check out my work:

www.carolscalligraphy.com

FB: [facebook.com/carolscalligraphy](https://www.facebook.com/carolscalligraphy)

IG: @carolscalligraphy

Beverly Stewart: Instructor **Card Making Classes \$5**

Saturdays 9:30 AM to 11:30 AM

At THEO: <http://theoonline.org/Locations.htm>
or 214-551-5782 or beverlystewart@gmail.com

Bring your own scissors and adhesives.

If you make a Stampin' Up! purchase, the class is free. As always there is no pressure to buy.

Come, make cards and have fun!

Workshops taught by **Janell Wimberly**

www.jkwimberlydesign.com/Home.html

Cristie R. Campo

cristiecampo@mac.com

Zentangle (artist's home)

Call: 214.714.5344

Fridays 6-9pm

Fee: \$40 supplies included

Collin College Plano

Continuing Education

www.collin.edu/ce/register

972.985.3711 to register by phone

Creative Art Center Dallas

www.creativeartscenter.org/schedules

Here are two opportunities to get away and have an enriching calligraphic experience.

[Sharon Zeugin](#) is the coordinator for the Ghost Ranch *Literally Letters* program in New Mexico on June 12-18, 2016,

and leads the *SKETCH UMBRIA! IN LETTERS, LINES & IMAGES* workshop

GHOST RANCH



in Italy on September 3-17, 2016.

Please click these sites for more information!



Harvey's Helpful Hints

by Harvey Anton

It's okay to roll a scroll, but under NO circumstances secure the roll with a rubber band! After a short time the rubber band becomes discolored and brittle and even breaks into small pieces leaving your scroll with discolored marks. These will never come off, so be wise and not use rubber bands on any of your work. Use ribbon or string to secure the scroll.

And while we're on the subject of paper DO NOT EVER LEAVE IT WITHOUT PROTECTING IT FROM THE VERMIN! And don't think you don't have them – they're hiding waiting for you to leave some paper for them to dine on. Case in point, I had a small piece of paper (written on) wrapped around another scroll that I had written on and I tell you they didn't leave much of anything except the holes on the smaller piece. So lesson learned – protect any and all your papers (even scraps) with moth balls, moth flakes or other critter deterrents.

It is essential to have a “quiet environment” when concentrating on your writing. Not only will it reduce mistakes, but the quality of your lettering will show improvement also. Disconnect your phone, turn on the radio to a soft music, and write away! Soon you will be in your writing world oblivious to everything.

You can reconstitute the dried gouache in the old tube by cutting the tube open, scrape out all the dried pigment into a

small bowl or container, add a small amount of water, and stir until you get the consistency you want. Save this mixture in a watertight, airtight container for use at a later date.

The best airtight container I have found is the rubber-topped liquid prescription bottle which requires a hypodermic needle to access the interior of the bottle. This works exceptionally well, but you must release the pressure inside the bottle by removing the syringe plunger and inserting the needle into the rubber cap. The inside ink will last indefinitely and be easily transported to meetings, classes and workshops.

My nib spotlight this month is the vintage La Renommée “spear” type nib. If you haven't yet tried the “Spear pointed” nib you are in for a treat with this one. The flex is very light allowing for a broad downstroke with little effort, yet giving you a very fine upstroke. All this adds to less hand-fatigue. And, I'll bring my handmade wooden penstuffs to the meetings along with many other vintage nibs. Come by my table, check them out, and 10% of the sales go to Kaligrafos, so it's a win-win!

Till next month,

Plano Harvey, penstaff@verizon.net,
H)972-307-0172, C)817-470-2735.

Click for
Registration

THINGS GREEK & GILDED

THURS - SUN, APR 14-17, 2016
RETREAT with Georgia Angelopoulos

\$425 Member Double Occupancy
\$500 Member Single Occupancy

Space is limited to 20 • Materials Fee TBA

FWCG Membership is included for the 2015-16 year.


NAZARETH RETREAT CENTER
1814 Egyptian Way, Grand Prairie, TX 75050



Gilding Techniques



Greek Script (student example)



Ancient Greek Tetra-chrome Palettes (student example)



Contact Angie Vangalis - workshops@fortworthcalligraphersguild.com or 214-957-1736.

[Click here for supply list](#)

Practice Time

Compiled by
Randy Stewart

My phone died so I spent some time
with my family today. They seem like
nice people. Anon

A poet who reads his verse in
public may have other nasty
habits. Robert Heinlein

I just rescued some wine. It was trapped in a bottle. Anon

When you're through changing, you're through. Bruce Barton

Have you ever listened to someone for
a while and wondered ... "who ties
your shoelaces for you?" Anon

*The saving grace of
humor is if you fail no
one is laughing at you.*
A. Whitney Brown

You don't know
what you've got
... until you clean
your room. Anon

Nothing is as simple as we hope it will be. Jim Horning

People may forget what you said and what
you did but they will never forget how you
made them feel. Anon

I KNOW EXACTLY WHAT I WOULD DO
WITHOUT COFFEE ... 20 YEARS TO LIFE
IN THE SLAMMER. ANON

Definition of a Volunteer

A person who expresses a willingness to undertake a service and use their time and talents for charitable, educational, or other worthwhile activities, especially in one's community for the benefit of other people as a social responsibility rather than for any financial reward.

Kaligrafos is a community; all of us collectively become Kaligrafos and give it life. Without us there is no Kaligrafos and without volunteers and Chairman there might not be a newsletter, or any exhibits, or workshops. A single person cannot run Kaligrafos nor can 5 people; it takes teams and leaders combined to give the community the programs every month and workshops with instructors from across the country, not to mention the directories and name tags we get every year. If we don't have enough volunteers then things will have to be re-evaluated.

All of us contributing make Kaligrafos the what it is today. Let's make it better for tomorrow. If your not sure what is needed but you want to help, seek out myself or any of the current Chairman.

Don't wait to be asked, volunteer!

Thomas Burns



Calligraphy Guild of Oklahoma - Tulsa

"A Study in Designing a Contemporary Illuminated Letter"

With Heather Victoria Held

May 14th & 15th, 2016 At the Tulsa Garden Center

Signups please by April 1, 2016 - Workshop fee: \$135 for members; \$150 for non-members
Contact Carol Francis for information: 918 943-3330 or 918 638-2028 cgofrancis367@gmail.com
www.heathervictoriaheld.com & www.inkflourishes.blogspot.com