

Kaligrafijos

OCTOBER 2015
VOLUME 36 NO. 3



Be prepared for a program of awesomeness as Rick shows us more of his famous paper folding formations!

PAPER FOLDING III
A VARIETY OF BOXES
with Rick Garlington



"We Ink 'em Up!"

President's Letter

Dear Overtly Obsessed Oblique Cohorts -

October is upon us and the count down has begun to All Hallows' Eve. As haunted houses come alive again with ghosts, goblins, and ghouls, there is sure to be many little munchkins parading through your neighborhood bellowing the infamous words "TRICK OR TREAT!" As years past, their little pumpkins and sacks will be over following with sugary treats sure to spike their blood sugar and have them bouncing off their parents' walls. Good luck to all of you that try to hide and limit their sugar intake. My plans remain the same; to be holed up in a windowless room, and have a movie marathon with the house looking completely lifeless to those looking in...

The Dallas Pen Show in my humble opinion was a HUGE success! I want to have a special shout out to Eric for spearheading this and getting us into the vendor room, also, working the details with show organizer, heading up the impromptu rag tag group that supported the show and for being there both days to get us going. A huge shout out to Rick for setup on both days, tear down on the final day and being there all day both days so we could accept debit/credit transactions! And, to all those who volunteered to man our table and write names... Thank You!

There was much interest in Kaligrafos itself and one person signed up on the spot. I expect several others to attend upcoming meetings. Please welcome them. Our one hour presentation went over extremely well and was very interactive with numerous questions coming from the crowd. The demoing generated even more interaction, so much in fact, we had to stop as we ran over our allotted time! I know many of them came by our table afterwards. Now I can no longer say I've never used a fountain pen, in fact, I want one!

The reception of the "Inspiration" exhibit also took place in September and I want to thank all of those who attended. The Goodrich Gallery is very nice and our pieces were well received. Thank you, Margaret and Betty, for another wonderful exhibit! Keep your creative energy flowing and start working on a new piece as there is another exhibit coming up at the first of the year.

Our first workshop of the year is this month, October 24-25, and is a Round Robin with 4 instructors over two days whetting your palate on some new techniques and hands. There are few spots left. Don't let this two-day rush of creative yumminess slip by you.

This is your final reminder that the November Bazaar is next month! Hand crafted gifts and cards are simply the BEST! Why couldn't it be one of your works of art that gets a new home and inspires someone else?

Any and all creative suggestions are welcome and my page is always open so don't be bashful.

Ghostly yours -
Thomas

P.S. Take time to reflect and write each day as you never know what tomorrow has in store.



BOARD MEMBERS

President:
Thomas Burns

Vice President:
Betty Barna

Treasurer:
Rick Garlington

Secretary:
Trish Manche

Exhibits:
Margaret Mall

Historian:
Randy Stewart

Library:
Brenda Burns

Membership:
Eric Doerr

Newsletter:
Anita Hofmeister

Programs:
Cynthia Stiles

Fund Raising:
Kathy Setina
Javier Mardones-Hermosilla

Communications & Workshops:
Sherry Barber

2015-2016 CALENDAR

General Meetings - 2nd Saturdays 10:00am
Come early at 9:30am for coffee and social time.

October 10 • Rick Garlington, Paper Folding III
November 14 • Annual Bazaar & Cynthia Stiles, Architecture to Art: Tools, Design and Composition

January 9 • Betty Barna - Laying Gold Leaf

February 13 • Annual Valentine Social

March 12 • Sherry Barber - Wet Ink into Digital Print

April 9 • Ken Robinson - Brush Lettering for Signs

May 14 • Thomas Burns - Tool Box Time

Board Meetings

December 5 1:00pm • Tom's Place

February 27 1:00pm • Betty's Place

May 21 1:00pm • Rick's Place

Workshops

October 24-25 9:30am-4:30pm • Round Robin,
Jaycee Park Center for the Art in Irving

Playdates

March 26 • Cristie Campos, Color Study

June 11 • Rick Garlington

*The Kaligrafos Newsletter is published 9 times yearly in the months of regular meetings.
Send art, articles, announcements or comments by [clicking here](#).*

Monthly General Meeting Location

The Kaligrafos monthly meetings for 2015 - 2016 will be held at the First United Methodist Church Richardson

503 North Central Expressway, Richardson, TX 75080

Look for us in **Room 217A** this month.


Refer to the map of the church: Enter the main parking area from the southbound service road just south of Arapaho. Parking is on the right side, north of the building. The entrance has short stairs on one side and a concrete ramp on the other. Once inside, take the elevator or stairs to the second floor, room 217A.



Announcements

Congratulations to Sherry Barber!

Sherry Barber was recognized with an Honorary Kaligrafos Membership at our May meeting.



Lettering by Betty Barna

“Kaligrafos

The Dallas Calligraphy Society Awards to Sherry Barber

An Honorary Membership

For her many years of service to the organization including serving as President for 3 years, sharing her home for meetings and the annual Valentine’s Party, serving as Workshop Chair and loaning her document camera & home studio, l providing letterpress invitations as well as other printing.

She has given selflessly for many years and is well deserving of this honor.”

Thank you, Sherry!



Book Reviews

If you are looking for an opportunity that will help others, fill a need and be more rewarding than you could imagine, then the Library Committee wants YOU!

We have an extensive library and it can be overwhelming (especially to those new to calligraphy) to decide what books to borrow, which is why the Library Committee is asking its members to write reviews of our books. The reviews will be published in both a future newsletter as well as posted on the Library Thing. For more information, please contact Brenda.

Donate Cards

Donate your handmade cards to Membership Chair, Eric Doerr! We need them for birthdays and other occasions! Thank you!!!

Library Books

Remember that library books are due at the next meeting.

Browse The Library Thing to pick out a few titles at: <http://www.librarything.com/catalog/Kaligrafos> then send Brenda Burns an email with your selection(s) at library@kaligrafos.com so she can bring your selections to the meeting.

Please note:

When requesting a library book from Brenda, be sure to put in the subject line “Library Book” or “Kaligrafos”.

2015-2016 Membership

Join Kaligrafos

The Dallas Calligraphy Society

\$25 for individual membership

\$35 for family membership

http://kaligrafos.com/join_us/join_us.html

Please send membership changes of your information via email to Eric Doerr

calligraphy@letterboxes.org

VALENTINES RAFFLE

...your donations are greatly needed and appreciated!

The Valentine's Day Party and Raffle are closer than you think and we're counting on your creativity and generosity to make this Raffle better than ever! We've already had several wonderful donations and urge you to bring your contributions to the next meeting. Any questions? Contact [Javier](#) or [Kathy](#).



Anonymous Donor:
European
(baked)

Enameled "Watercolour" palette from Jacksons Art Supplies from London. Has space for 18 full pans or 36 half pans. Made in Sweden. This one will last for years!

Betty Barna's donation: Weber Easel Back Zippered Brush Case



The accordion book is a Mark Van Stone Alphabet book donated by Jeri Wright (it had belonged to her mother). Jeri also donated the linen/cotton Alphabet Tea Towel.

A Week at IAMPETH 2015

by Jeri Wright

As calligraphers, we are fortunate enough to have several national venues from which to choose each year for week long classes. One of these is the IAMPETH (International Association of Master Penman, Engrossers and Teachers of Handwriting) conference held each summer. The location of each conference varies and is chosen by the current association president.

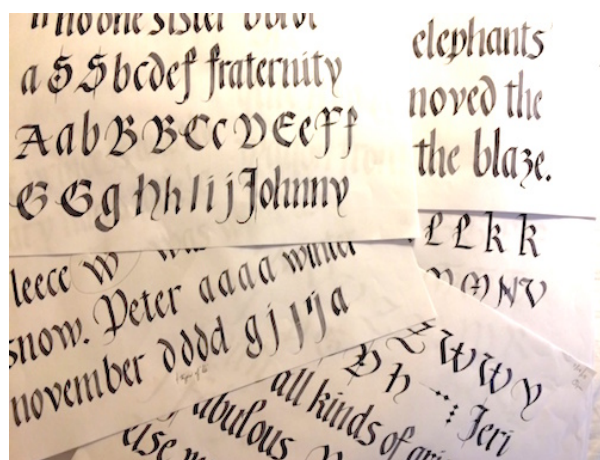


Round Robin evening

This year the conference was held in Franklin, Tennessee, right outside of Nashville, July 13th through July 18th, 2015. The week begins on Monday with registration and an opening night reception and buffet. First time attendees are also welcomed to a one-on-one open forum that day where they can talk to the Master Penmen and receive help with their nibs, pen holders and any questions they might have about their writing tools.

IAMPETH offers three classes daily for this annual conference. The conference is limited to around 265 participants. Unlike the annual international conference held in the U.S., the classes are only one day long and basically give you an in-depth introduction to each class subject and the opportunity to take home the tools in which to further study and practice what you have learned that day. The notebook you are given contains the class notes to all the classes, not just the ones you attend.

I took the following classes during the week:
Tuesday - Gothicized Italic with Marion Gault,



Jeri's practice sheet from Marian Gault's class

Wednesday - Flourishing Basics with Jake Weidman, Thursday - The Poetic Pen with Heather Held, Friday - The Acanthus Leaf within the Letterform, with Rosemary Buczek and Saturday - the Pen and Ink Illustrated Journal with Janet Takahashi.



Jeri's practice page in Heather Held's class

A Week at IAMPETH 2015 continued...

The conference also offers several evening events. This year offered the annual Writing Night with the Penman, observation of several master penmen that will write your name out in their specialty style. There is a Round Robin one night, with probably 20 tables set up with different types of fun methods for everyone to experiment and enjoy. Sort of a 'make and take' type evening. Friday evening is always reserved for the Silent Auction. Many of the Master Penmen donate original calligraphic artwork for auction. This is open to any member that would like to donate items, anything calligraphic....books, pens, inkwells, artwork, etc. And, Saturday evening is reserved for the Banquet. This year, Barbara Calzolari was inducted as a Master Penman.



Barbara Calzolari's certificate.

Here is a description of what is required to become a Master Penman in this organization:

The IAMPETH Master Penman Society was created in 2001 to recognize members who have achieved a distinguished level of excellence in penmanship and the calligraphic arts - including Business penmanship,

Ornamental and Spencerian script, Engrosser's script, Engrossing and Illumination, Offhand Flourishing and Text lettering.

A high degree of proficiency in two of the disciplines is required for consideration. The first group of masters was identified by senior Master Penman and Zanerian Graduate Bill Lilly based on the level of their work. Inductees are chosen by the current Master Penmen. The responsibilities of the Master Penmen include teaching and disseminating information, identifying potential inductees and serving as mentors for those who desire to increase their own proficiency. In the tradition of the Zanerian College, Master Penman inductees are required to produce their own certificate as proof of their ability.

Each year, the organization transports many of the archives to the conference so that members can view and study the old masters and their incredible work. This is quite a sight to behold each year.

There were four members of Kaligrafos attending the IAMPETH conference this year. Along with me, Donna Sabolovic, Nicole Black and Eric Doerr attended.



Donna, Nicole & Jeri

If you are not familiar with this organization, please check out their website, IAMPETH.com. A lot of the information is available to non-members and you can find videos, guidelines, exemplars, etc. to assist you on your calligraphic journey.

A KALIGRAFOS OPPORTUNITY

The Dallas Pen Show

Thanks to Eric Doerr for arranging for Kaligrafos members to participate in The Dallas Pen Show in September. Some of our gracious members came to share their talents and expertise with other pen people from around the metroplex. Thank you, to all members who participated!



Pictured here are some of those who came to share and demonstrate their talents.

Above: Janell Wimberly and Brenda Burns

Top Right: Rick Garlington

Right: Thomas Burns

Practice Time

Compiled by Randy Stewart

Home is where your WiFi connects automatically.

The only thing we have to fear is fear itself ... and spiders. Anonymous

I have enough money to last me the rest of my life, unless I buy something. Jackie Mason

If the English language made any sense, a catastrophe would be an apostrophe with fur. Doug Larson

WHEN WE ASK FOR ADVICE, WE ARE USUALLY LOOKING FOR AN ACCOMPLICE. MARQUIS DE LA GRANGE

I was normal once. It was the worst two minutes of my life..

An expert is a person who has made all the mistakes that can be made in a very narrow field. Niels Bohr

A yawn is just a silent scream for coffee.

The second half of a man's life is made up of nothing but the habits he has acquired during the first half.

Technology is dominated by two types of people: those who understand what they do not manage, and those who manage what they do not understand. Putt's Law

Fyodor Dostoevsky

Harvey's Helpful Hints

by Harvey Anton

Looking for a zip code? Simply go to <http://www.usps.gov>, type in the city, and the zip code will come up.

Removing a Nib Tired of fighting, trying to take your nib out of a pen staff? Before inserting the nib, simply give the back end of the nib a quick shot of WD-40. No more nib sticking to the nib holder – works like a charm! Remove all excess oil.

No Fire Please It's not a good idea to use flame to remove factory oil from your nibs. If you must use a flame use a match not a butane lighter. The butane flame is much hotter than a match flame and can remove the temper of the nib in short order. The safest way to remove oil from a new nib is to put the new point in your mouth and let the saliva remove the oil. The taste is practically nil, or dip the point into gum arabic, or even boil the nib in water – matchless and flameless.

What is on a sign maker's sign when they go on strike? And what would chairs look like if our knees bent the other way? (Just funnin' to get your attention!)

Storing Nibs Have you ever tried using an old type ice cube tray to house your nibs? If you do, be sure to cover the tray tightly to prevent mixing or spilling your nibs.

Gouache or Ink Here are some of the advantages of using gouache over bottled ink:

- Gouache is more opaque
- Dries to a solid, full value color
- Easier to correct mistakes
- Not as apt to bleed on paper as some inks will do
- Has a tendency to have a raised effect on paper

And remember there is no right or wrong way: it's all in context. Your best teacher is your own heart.

Nib Spotlight This month's nib spotlight is on the Esterbrook #453 School, medium flexible nib, which is slightly larger than usual, but the tine snap is very good. You will enjoy using this nib without a lot of pressure which reduces hand fatigue. In conjunction to my handmade offset holders this will make your writing time more fun and more productive with less hand fatigue. You won't know what you are missing until you try a vintage nib. Visit my table and give them a try – you'll be glad you did.

*'TIL NEXT MONTH, FOR BEAUTIFUL CALLIGRAPHY,
Plano Harvey H)972-307-0172, C)972-207-1199,
Email: penstaff@verizon.net*

Minutes Highlights

by Trish Manche

September 12, 2015 Regular Meeting

- Changes to the Bylaws and Standing Rules were approved as presented by the membership.
- Reminder of the reception for the Goodrich Gallery on 9/13/15.
- Reminder of opportunities to volunteer in our booth at the Dallas Pen Show 9/25 – 9/26/15 at the Doubletree Hotel Dallas.
- Encouraged members to sign up for the Round Robin Workshop on 10/24-10/25/15. Four instructors with 4 half day classes during the weekend.
- Looking for donations for the Valentine Social Raffle. Contact Javier Mardones-Hermosilla or Kathy Setina.
- If you would like to volunteer to help with the Valentine Social, contact Brenda Burns.

Members' Local Classes

Workshops taught by Janell Wimberly

www.jkwimberlydesign.com/Home.html

Cristie R. Campo

cristiecampo@mac.com

Zentangle (artist's home)

Call: 214.714.5344

Fridays 6-9pm

Fee: \$40 supplies included

Collin College Plano

Continuing Education

www.collin.edu/ce/register

972.985.3711 to register by phone

Creative Art Center Dallas

www.creativeartscenter.org/schedules

Beverly Stewart: Instructor

Card Making Classes \$5

Saturdays 9:30 AM to 11:30 AM

September 19 at THEO from 9:30 to 11:30

October 17 at THEO from 9:30 to 11:30

November 7 at THEO from 9:30 to 11:30

At THEO: <http://theosonline.org/Locations.htm> or 214-551-5782 or
beverlystewart@gmail.com

Bring your own scissors and adhesives.

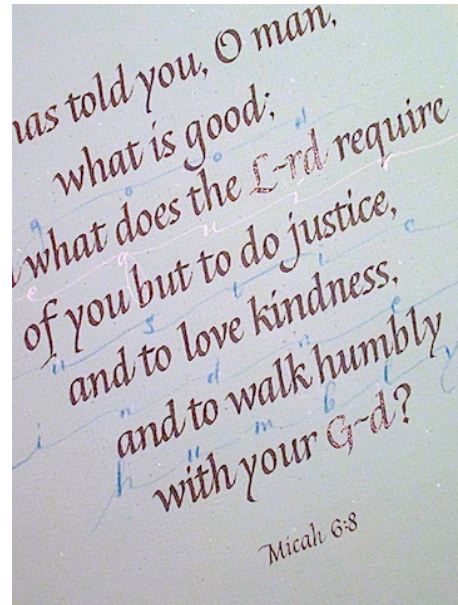
If you make a Stampin' Up! purchase, the class is free. As always there is no pressure to buy.

Come, make cards and have fun!

Like Kaligrafos on...



Carol Measures Scott



Always wondered about calligraphy? Try out private lessons or a small class. The results? Pleasure, relaxation, and a great time while learning to create lovely letters. Choose either broad-edge pen or pointed-pen. Beginning and continuing classes available.

Days available: Sunday - Thursday

Teacher: Carol Measures Scott

Times available: 11 - 5 most days, some evenings

Location: Sachse, TX 75048

(near Bush/78)

Class size: individual up to 5 in one class

Price: \$30/hour for individuals, less for each added student

Questions? Email Carol -

callicarol@aol.com

Check out my work:

www.carolscalligraphy.com

FB: facebook.com/carolscalligraphy

IG: @carolscalligraphy

Kaligrafos

KALIGRAFOS ROUND ROBIN WORKSHOP

WORKSHOP HELD AT:
JAYCEE PARK CENTER FOR THE ARTS, IRVING

OCTOBER 24-25TH
HOURS: 9:30 UNTIL 4:30

AROUND THE WORLD IN LETTERS.

Basic Pointed Pen
& VARIATIONS

ABSTRACT FLAT BRUSH PAINTING
TOM BURNS


ORIENTAL LETTERING
ERIC DOERR

POINTED PEN VARIATIONS
JERI WRIGHT

BYZANTINE LETTERS
SHERRY BARBER



ΦΙΛΑΝΘΕΙΑ
ΤΟ ΒΥΕΤΡΥΤΗ



ABSTRACT FLAT BRUSH PAINTING

In this workshop the focus will be high contrast and layering of dry brush strokes to build texture and depth. No calligraphy will be used, however the foundation of a line and knowledge of constructing a letter(s). This technique requires a light touch and fluidity in the creation of an ebb and flow abstract serene piece.

POINTED PEN & VARIATIONS

We will be learning a basic pointed pen alphabet using the 'pressure - no pressure' method of creating thick and thins in the same stroke. Participants will be experimenting with a variety of pointed nibs



to see which one(s) they like best and the different effects they produce. We will also explore different variations in the letter forms.

ORIENTAL LETTERING

This is an introduction to Oriental lettering. There is much more to the practice than learning to copy a character. Learn how to integrate some of the beauty of the Oriental style of calligraphy into your own work.

Below is a list of the topics I will cover.

Chinese Calligraphy

- Brief history
- Principal styles
- Basic materials
- Principal strokes
- Stroke order
- Composing a work
- Aesthetics
- Practice writing



BYZANTINE LETTERS

This letter style gives your art work a distinct eastern European flavor. I will give you a brief introduction to the Greek letter style. This includes the proportions that are standard and suggestions for combining letters for fun layouts. Fall in love and get ready for Georgia Agelopolis in the spring.

Happiness comes thru doors you didn't even know you left open

Name _____

Telephone _____

Email _____

Check enclosed \$100

SEND TO: SHERRY BARBER 17 STONEBRIAR WAY FRISCO, TX 75034

QUESTIONS? SHERRY.BARBER@YMAIL.COM

