

Kaligraphos

SEPTEMBER 2015
VOLUME 36 NO. 2



PASSIONATE PEN CONFERENCE REVIEW

with Betty Barna, Sherry Barber,
Angela Vangalis and Javier Mardones-Hermosilla



"We Ink 'em Up!"

President's Letter

Hello Hair Line Specialists

Mother Nature sure didn't want us to forget we live in Texas, did she? While our Spring was beyond unusually wet and Summer started cool, we got some scorching days in August. Phew, it got hot and then I remembered, "Oh, yea....it's Summer in Texas!"

September is going to be a booming month for us. Our Inspiration exhibit is hung and the reception is Sunday the 13th from noon until 2pm. I hope to see all of you at the reception! I'm always inspired seeing other's art, and in this case, beautiful letters too! Could it get any better or more exciting? Oh wait, yes it can! We will have a table at the Dallas Pen show Sept 25-26 at the Double Tree Dallas Hotel (near the Galleria). And.....we have been asked to give an hour presentation on Saturday! This is something new for us and I see great potential in promoting Kaligrafos, in addition, we are able to sell items. If you have the love to write, and I know you all do, but never considered fountain pens, come take a look and show your support for Kaligrafos too. There will be vendors galore selling everything from the cutting edge new pens, to the vintage pens, and accessories and ink. Plus, Michael Sull has been there the past few years. Not sure if he will be there this year, but if so, and you bring with you your Spencerian Script and Ornamental Penmanship volumes, maybe you can snag an autograph? You never know..... Check out the website <http://www.dallaspenshow.com>

Don't forget about our first workshop this year. It's a Round Robin on Oct 24-25. Four instructors and 2 days packed with techniques and lettering. Be sure to free up storage and clear the "cache" in your brain to be able to absorb all the new goodness that will be in store for you.

Here is another tickler for you as we are 1 month closer to the November Bazaar. I know, where did August go?! Hand crafted gifts and cards are simply the BEST! Why couldn't it be one of your works of art that gets a new home and inspires someone else?

Any and all creative suggestions welcome and my page is always open so don't be bashful.

Thomas

P.S. A written word a day keeps bad penmanship away!



BOARD MEMBERS

President:
Thomas Burns

Vice President:
Betty Barna

Treasurer:
Rick Garlington

Secretary:
Trish Manche

Exhibits:
Margaret Mall

Historian:
Randy Stewart

Library:
Brenda Burns

Membership:
Eric Doerr

Newsletter:
Anita Hofmeister

Programs:
Cynthia Stiles

Fund Raising:
Kathy Setina
Javier Mardones-Hermosilla

Communications & Workshops:
Sherry Barber

2015-2016 CALENDAR

General Meetings - 2nd Saturdays 10:00am

Come early at 9:30am for coffee and social time.

September 12 • Passionate Pen Conference Review

October 10 • Rick Garlington, Paper Folding 3

November 14 • Annual Bazaar & Cynthia Stiles,
Architecture to Art: Tools, Design and Composition

January 9 • Betty Barna - Laying Gold Leaf

February 13 • Annual Valentine Social

March 12 • Sherry Barber - Wet Ink into Digital Print

April 9 • Ken Robinson - Brush Lettering for Signs

May 14 • Thomas Burns - Tool Box Time

Board Meetings

December 5 1:00pm • Tom's Place

February 27 1:00pm • Betty's Place

May 21 1:00pm • Rick's Place

Workshops

October 24-25 9:30am-4:30pm • Round Robin,
Jaycee Park Center for the Art in Irving

Playdates

March 26 • Cristie Campos, Color Study

June 11 • Rick Garlington

*The Kaligrafos Newsletter is published 9 times yearly in the months of regular meetings.
Send art, articles, announcements or comments by [clicking here](#).*

Monthly General Meeting Location

The Kaligrafos monthly meetings for 2015 - 2016 will be held at the First United Methodist Church Richardson
503 North Central Expressway, Richardson, TX 75080
Look for us in **Room 217A** this month.

Refer to the map of the church: Enter the main parking area from the southbound service road just south of Arapaho. Parking is on the right side, north of the building. The entrance has short stairs on one side and a concrete ramp on the other. Once inside, take the elevator or stairs to the second floor, room 217A.



SEPTEMBER PROGRAM

PASSIONATE PEN CONFERENCE REVIEW

with Betty Barna, Sherry Barber, Angela Vangalis and Javier Mardones-Hermosilla

Join us for our September program, a review of the Passionate Pen International Conference held this summer in Sonoma, CA. Betty Barna, Javier Mardones-Hermosilla, Angie Vangalis, and Sherry Barber will be presenting the works of the masters like Annie Cicale, Amity Parks, Georgia Angelopoulos and others! Come and get inspiration for your own work from the experience of these scribes.



Amity Parks



Javier Mardones-Hermosilla



On Cover: Georgia Angelopoulos

Announcements

Welcome New Members!

Julie Freeman
Hayley Shelton

Library Books

Remember that library books are due at the next meeting.

Browse The Library Thing to pick out a few titles at: <http://www.librarything.com/catalog/Kaligrafos> then send Brenda Burns an email with your selection(s) at library@kaligrafos.com so she can bring your selections to the meeting.

Please note:

When requesting a library book from Brenda, be sure to put in the subject line "Library Book" or "Kaligrafos".

2015-2016 Membership

Join Kaligrafos

The Dallas Calligraphy Society

\$25 for individual membership

\$35 for family membership

http://kaligrafos.com/join_us/join_us.html

Please send membership changes of your information via email to Eric Doerr

calligraphy@letterboxes.org

Book Reviews

If you are looking for an opportunity that will help others, fill a need and be more rewarding than you could imagine, then the Library Committee wants YOU!

We have an extensive library and it can be overwhelming (especially to those new to calligraphy) to decide what books to borrow, which is why the Library Committee is asking its members to write reviews of our books.

The reviews will be published in both a future newsletter as well as posted on the Library Thing. For more information, please contact Brenda.

Donate Cards

Donate your handmade cards to Membership Chair, Eric Doerr! We need them for birthdays and other occasions!

Thank you!!!

Word Challenge

Calligraph these words in your favorite style of lettering or try them in a new hand!

Wisdom • Whimsical • Xerograph • Xenon

Any word beginning with W or X can be used.

Size is 11 x 14 or smaller.

Keep the Love Alive!

Every year we organize a Raffle in our traditional Valentine's Day Social Meeting. The tickets sold for the items in the Raffle are for the benefit of our guild's yearly fund. We are asking for donations to make this event a successful one! We'll accept a donation of books, art supplies, calligraphy items, art objects, subscriptions, even a Louie Vuitton bag (yes, we have dreams too!) anything that can help us. We'll be gratefully moved with your generosity. As a nonprofit organization those funds finance our expenses throughout the year: workshops, scholarships, expenses. Yes, all these are possible because of our love and passion for the lettering arts. Please help us to make this event possible.

Keep the Love Alive!

Like Kaligrafos on...



WATERCOLOR CARDS

with Jeri Wright

Review By Janell Wimberly



Janell Wimberly

Jeri Wright's "simple watercolor" technique program was a great refresher course, especially for some of us who enjoy watercolor but have just been

away from it for awhile. I tend to be a "detail" painter myself, but long for the spontaneous access that watercolor allows. And Jeri, through her simple instructions and show and tell method, reminded me of some lessons I had forgotten, and helped me to try simpler, more basic techniques again.

Also, I must remark how beautiful her handouts were! Each colored sheet filled with


watermelon, cherry and other beautiful examples made us all "hungry" to put brush to paper! The reminder of what beautiful results you can get from the wet in wet technique was like a ray of sunshine. So



Jeri Wright



Jeri Wright



Jeri Wright

easy yet such colorful results! It doesn't take much to turn these simple techniques into sophisticated mini-paintings that can be used for cards or even employed for larger endeavors; from decorating a simple journal, to personalized

hand-made cards – there are many uses.



Jeri Wright



Jeri Wright

WATERCOLOR CARDS continued...



Student Work

And did you notice how quiet it was from start to finish? A sure sign that everyone was so engrossed by Jeri's lesson and really into painting their own creations. Thanks Jeri!



Student Work



Student Work

Practice Time

Compiled by Randy Stewart

Furious activity is no substitute for understanding. H. H. Williams

The truth is still the truth even if nobody believes it. A lie is still a lie even if everyone believes it.

There are only two ways of telling the complete truth--anonymously and posthumously. Thomas Sowell

The whole problem with the world is that fools and fanatics are always so certain of themselves, but wiser people so full of doubts.

Bertrand Russell

I have a brain like the Bermuda Triangle. Information goes in and can never be found again.

Fact is the art of making a point without making an enemy.

Howard W. Newton

THIS IS HOW MY WEEK GOES.
 M0000000000000000NDAY
 T0000000000000000UESDAY
 WEEEEEEEEEEEEEEEEEDNESDAY
 TH0000000000000000URSDAY
 FRIDAYSATURDAYSUNDAY

Space is a dangerous place, especially if it is between your ears.

If you watch a game, it's fun. If you play at it, it's recreation. If you work at it, it's golf.

Bob Hope


A little government and a little luck are necessary in life, but only a fool trusts either of them. P. J. O'Rourke

MINI WORKSHOP REFLECTIONS
WHITE ON BLACK

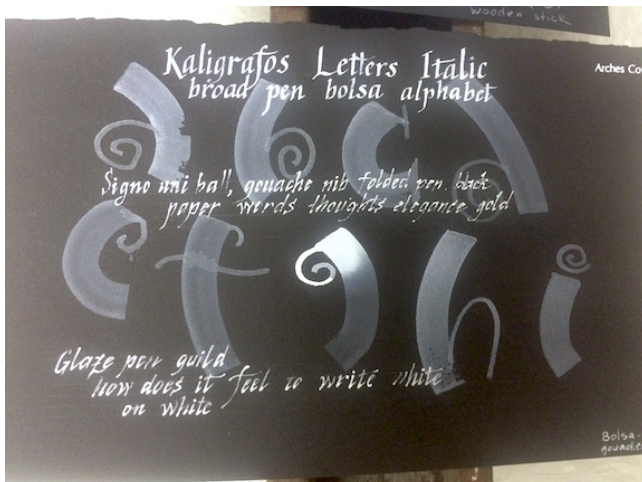
This summer in June, Jeri Wright and Sherry Barber taught this excellent mini workshop. I know they worked months in advance to prepare for it and like everything they do, it was awesome!



Jeri Wright



Jeri Wright



Student Work

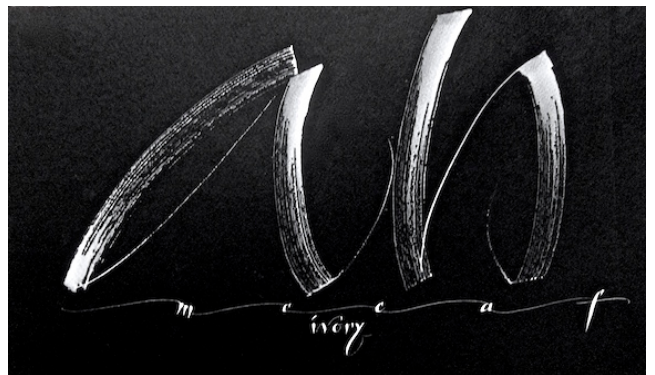


Jeri Wright

After trying out white pens, white inks and various other white mediums on the broad selection of black papers provided, Sherry Barber showed us how to bind them all together. Thank you, Sherry.

What we ended up creating was a neat book to take home and use for a convenient reference tool. Thank you, Jeri, for having kept excellent programs coming throughout the past year as Program Chair, and to Sherry as our Workshop Chair for planning a top notch event like this!

-Anita Hofmeister



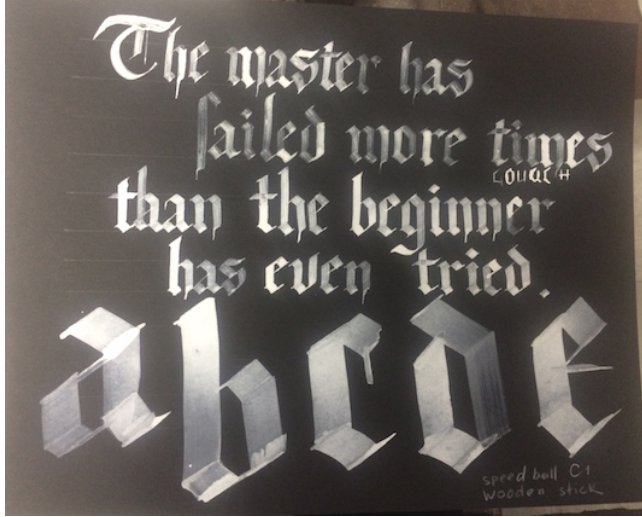
Carol Scott

Here are some of the students thoughts:

“I enjoyed having the chance to try a few whites I had not yet tried and a few black papers that were new to me also.” -Carol Scott

WHITE ON BLACK Continued...

“I learned how to use different writing tools to make the white on black pop as well as some layout techniques. I loved the Balsa wood "pens" as well as using Wink of Stella to shadow the



Student Work

lettering.” -Nicole Black

“I attended the White on Black workshop and I would like to say that it was my first time attending a workshop by Kaligrafos and I had an amazing time experimenting different kinds of



Nikhat Qureshi

white inks on black in variety of textures. It was well organized and I had a great experience working among such talented artists and calligraphers. They were warm and very welcoming. Thank you for such wonderful workshop.

Here are some pictures of what I created




Nikhat Qureshi

in Arabic. I was able to action two of those pieces to raise funds for charity.

Thank you for providing the opportunity to share my work and thoughts.”

-Nikhat Qureshi



Nikhat Qureshi



Sherry Barber

Member Spotlight

By Nikhat Qureshi

Nikhat Izhar Qureshi - Artist's Statement: A lawyer by education and trained mediator, Nikhat is passionate about art and philanthropy. She finds herself deeply connected with anything that has the power to heal, mend, transform and illuminate.

Nikhat, a self taught artist expresses her creativity in painting anything that is inspiring around her, capturing her reactions and thoughts about things happening in her life.



SamQ Photography



Nikhat takes her creativity as a means to express the connection of her thoughts with an unseen soulful world. Nikhat also creates hand-made greeting cards for all occasions. As she explains *"I have an open mind when comes to creativity. I love experimenting different mediums and try new ideas. The element of unpredictability in life is what keeps us at the edge of curiosity. Though I am not a big fan of suspense, I love surprises. I am not afraid of trying new things, just so that the outcome of what I tried surprises me. I enjoy working with oil, acrylic, ink, wood, canvas, paper, stamping and all that glitters."*

Nikhat served from 2012-2014 as the Executive Director of Islamic Art Revival Series whose mission is to bring awareness and exposure of Islamic Art and to build cultural bridges between the Islamic world and North America. IARS hosts a series of Islamic Art events that

Member Spotlight continued...



promotes education on the arts of the Islamic world and encourages vibrant cross-cultural exchange amongst all faiths and cultures." Nikhat believes that the most selfless way to make a difference in the world is to serve as a volunteer. Nikhat's work can be seen at: www.facebook.com/nikartgreetings



All calligraphy and art by Nikhat Qureshi

Pen Pal


By Thomas Burns



Do you remember having a Pen Pal in school? I do and I'm not that old *grin*. But this got me thinking; it was just one of those random thoughts that seemingly comes out of nowhere and for no particular reason. I don't recall much of my pen pals, but I do remember getting letters in return. I'm sure it was something the schools organized amongst themselves as I had no clue who I was writing to, but it was fun and looking

back there was an underlying motive by our teacher/school which was to have us practice our writing and spelling. Learning made fun, imagine that!

So, I did some quick research and per wikipedia:





A pen pal relationship is often used to practice reading and writing in a foreign language, to improve literacy, to learn more about other countries and life-styles, and to make friendships. As with any friendships in life, some people remain pen pals for only a short time, while others continue to exchange letters and presents for life.

Let's expand this a little to calligraphy and penmanship practice. I mean why not? I know



we all take classes and workshops and to some extent are diligent about practicing, but then we get bored and stop; at least this is what happens for me. But, if I have something to actually do i.e. write a letter then I have a purpose and it gives my practice meaning and ultimately writing the letter is more practice. /

Here comes a Crazy thought.....What about having a Pen Pal or two? My initial thought is to inquire to the other guilds in the SWCC and then figure out the best way to setup the pen pal connection. My vision is not to limit this to any specific hand. It could be whatever you are studying at that time or wanting to practice.

Please drop me an [email](#) let me know your thoughts.

Who wants to be my Pen Pal?



All calligraphy, art, creations and photography in "Pen Pal" by Thomas Burns

Harvey's Helpful Hints

by Harvey Anton

OFF The Floor: Tired of things falling to the floor from your work area or dropping small items to the floor? Try this little trick: attach a towel or piece of cloth to the underside of your work area or light table with shipping tape or thumb tacks, drop the loose length over your knees and you won't have to stop and bend over to retrieve the item again – they will land on your apron that you have just created. This is the method that watchmakers use while working at their workbench.

Glue stick is Handy: It's a good idea to keep a "glue stick" handy while working on a project. You never know when you are going to need to glue something down: whether it's part of an article, picture, or anything that you want to keep permanently.

Test That Paper: It is a wise idea to test the piece of art paper you are working on before actually starting to write. Get a piece of the same art paper and test it for ink and erasures and grain. The results of these trials will give you the answers you need before starting your art. If you do not make these tests beforehand, you might be very dissatisfied when time comes to make an erasure or the ink decides not to react the way you need it to. BE FOREWARNED and not sorry!

Colors: And, as to the above you will find that gouache erases much easier than most inks on paper. Learning the wide expanse of gouache colors, mixing tints, and mixing two or more together to get the right color you are looking for is well worth the time and effort..

Check for Tooth: Also referring to the above, find out which side of the paper has more "tooth." It's true, most papers have one side that will take ink and gouache much better than the other. If you don't believe me, just try it on the

next sheet of art paper you want to letter on. SURPRISE!

Best Ink: And different inks will be a lesson unto themselves – dye based, carbon based, and Chinese stick ink. You will find that the latter of the three will win out in most cases, besides being the smoothest to write with as well as the aroma of these inks is awesome (makes you want to drink it – but don't)! It can transform your lettering into truly works of art, like writing on velvet. Try it yourself and be amazed. Don't just take my word for it. Bottled ink is great and fast, but there is nothing that compares to writing with Chinese stick ink and mixing it yourself.

Treat the paper: If you are witnessing writing problems and suspect the ink you are using, try spraying the medium you're writing on with Krylon Workable Fixative. You should find the results very satisfying.

Special Nibs: The nib spotlight this month is on the Esterbrook #14 Bank nib. The tine flexibility will surprise you, plus the longevity of the nib will impress you. If you haven't yet tried the vintage nibs you are doing yourself an injustice – why struggle with the newer made models scratching and sputtering on the page – it's just almost impossible to find ANY vintage nib that will do that. The quality control was far superior to today's models making them write better, easier and last much longer.

Stop by my table at the meeting and try one out – you won't be sorry. Also try our handmade wooden penstoffs to complement the vintage nibs. Stop by my table at the meeting and try one out – you won't be sorry. Also try our handmade wooden penstoffs to complement the vintage nibs.

*'Til next month, for beautiful calligraphy,
Plano Harvey H)972-307-0172, C)972-207-1199,
Email:) penstaff@verizon.net*

Members' Local Classes

Workshops taught by Janell Wimberly

www.jkwimberlydesign.com/Home.html

Cristie R. Campo

cristiecampo@mac.com

Zentangle (artist's home)

Call: 214.714.5344

Fridays 6-9pm

Fee: \$40 supplies included

Collin College Plano

Continuing Education

www.collin.edu/ce/register

972.985.3711 to register by phone

Creative Art Center Dallas

www.creativeartscenter.org/schedules

Beverly Stewart: Instructor

Card Making Classes \$5

Saturdays 9:30 AM to 11:30 AM

September 19 at THEO from 9:30 to 11:30

October 17 at THEO from 9:30 to 11:30

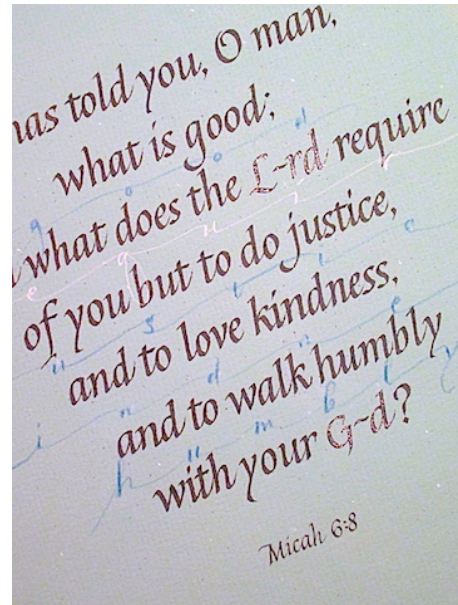
November 7 at THEO from 9:30 to 11:30

At THEO: <http://theosonline.org/Locations.htm> or 214-551-5782 or
beverlystewart@gmail.com

Bring your own scissors and adhesives.
If you make a Stampin' Up! purchase, the class is free. As always there is no pressure to buy.

Come, make cards and have fun!

Carol Measures Scott



Always wondered about calligraphy? Try out private lessons or a small class. The results? Pleasure, relaxation, and a great time while learning to create lovely letters. Choose either broad-edge pen or pointed-pen. Beginning and continuing classes available.

Days available: Sunday - Thursday

Teacher: Carol Measures Scott

Times available: 11 - 5 most days, some evenings

Location: Sachse, TX 75048 (near Bush/78)

Class size: individual up to 5 in one class

Price: \$30/hour for individuals, less for each added student

Questions? Email Carol -

callicarol@aol.com

Check out my work:

www.carolscalligraphy.com

FB: [facebook.com/carolscalligraphy](https://www.facebook.com/carolscalligraphy)

IG: @carolscalligraphy

Kaligrafos

KALIGRAFOS ROUND ROBIN WORKSHOP

WORKSHOP HELD AT:
JAYCEE PARK CENTER FOR THE ARTS, IRVING

OCTOBER 24-25TH
HOURS: 9:30 UNTIL 4:30

AROUND THE WORLD IN LETTERS.


Basic Pointed Pen
& VARIATIONS

ABSTRACT FLAT BRUSH PAINTING
TOM BURNS


ORIENTAL LETTERING
ERIC DOERR

POINTED PEN VARIATIONS
JERI WRIGHT

BYZANTINE LETTERS
SHERRY BARBER



ΦΙΛΑΝΘΕΙΑ
ΤΟ ΒΥΕΤΡΥΤΗ



ABSTRACT FLAT BRUSH PAINTING

In this workshop the focus will be high contrast and layering of dry brush strokes to build texture and depth. No calligraphy will be used, however the foundation of a line and knowledge of constructing a letter(s). This technique requires a light touch and fluidity in the creation of an ebb and flow abstract serene piece.

POINTED PEN & VARIATIONS

We will be learning a basic pointed pen alphabet using the 'pressure - no pressure' method of creating thick and thins in the same stroke. Participants will be experimenting with a variety of pointed nibs



to see which one(s) they like best and the different effects they produce. We will also explore different variations in the letter forms.

ORIENTAL LETTERING

This is an introduction to Oriental lettering. There is much more to the practice than learning to copy a character. Learn how to integrate some of the beauty of the Oriental style of calligraphy into your own work.

Below is a list of the topics I will cover.

Chinese Calligraphy

- Brief history
- Principal styles
- Basic materials
- Principal strokes
- Stroke order
- Composing a work
- Aesthetics
- Practice writing



BYZANTINE LETTERS

This letter style gives your art work a distinct eastern European flavor. I will give you a brief introduction to the Greek letter style. This includes the proportions that are standard and suggestions for combining letters for fun layouts. Fall in love and get ready for Georgia Agelopolis in the spring.

Happiness comes thru doors you didn't even know you left open

Name _____

Telephone _____

Email _____

Check enclosed \$100

SEND TO: SHERRY BARBER 17 STONEBRIAR WAY FRISCO, TX 75034

QUESTIONS? SHERRY.BARBER@YMAIL.COM



Kaligrafos the Dallas Calligraphy Guild
~ Presents ~

INSPIRATION!

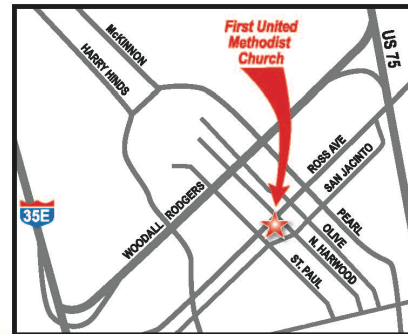
An Exhibit of Inspired Art and Calligraphic Work



September 4 - September 30, 2015

Reception ~ Sunday, September 13, 12-2:00 pm

The Goodrich Gallery
First United Methodist Church
1928 Ross Avenue • Dallas, TX 75201
(214) 220-2727



Gallery Hours: 9am - 5pm M-F / 9am - Noon, Saturday / 8am - 5pm Sunday