

MARCH  
PROGRAM



CUTOUT LETTERS ON  
COLORED BACKGROUNDS  
WITH BETTY BARNA

THE DALLAS CALLIGRAPHY SOCIETY

*Calligraphos*

March 2015 NEWSLETTER  
VOLUME 35 | ISSUE 8



"We Ink 'em Up!"

# President's Letter



[www.kaligrafos.com](http://www.kaligrafos.com)

March 2015  
Volume 35 Issue 8

Published 10 times a year  
by Kaligrafos,  
The Dallas Calligraphy Society

#### Board Members

**President:** Thomas Burns  
**Vice President:** Betty Barna  
**Treasurer:** Rick Garlington  
**Secretary:** Trish Manche  
**Exhibits:** Betty Barna  
**Historian:** Randy Stewart  
**Library:** Brenda Burns  
**Membership:** Wendy Carnegie  
**Newsletter:** Anita Hofmeister  
**Programs:** Jeri Wright  
**Fund Raising:** Kathy Setina  
**Communications:** Sherry Barber  
**Workshops:** Sherry Barber

To all my Green Lucky Ladies and Lads -

It's March! This month is packed with all kinds Luck and Lore. To start us off is the old wives' tale of "In Like a Lion, Out Like a Lamb" or vice versa. There really is no truth to this, but I grew up hearing it (I actually never recall if it worked out that way), but I'd have to say this year is more of a *lionish* entrance with the *freezing* rain/snow/sleet/all the things that make us want spring more! Come on March, let's go out like a *lamb* with beautiful sunshine and a nice gentle breeze, but not too hot!

Next up is the Ides of March, made infamous by the death of Julius Caesar. That dreaded day, March 15th. "Et tu, Brute".....  
And the one all of us know, St. Patrick's Day! The leprechaun and his pot of gold, which I have never been able to find! The Irish party of the year. Go easy on the green beer. Be sure to find that four leaf clover; it's not a weed, it's good luck!

Mail boxes are hopping with artsy envelopes from the exchange. I'm sure it's putting smiles on the postal workers faces. Don't forget to bring the ones you've received for show and share.

Amity Parks will be here March 21-22 teaching us Blackletter! She is an amazing calligrapher and teacher. I might just be a little biased after learning graphite techniques from her at Legacies II. See the review from the [September newsletter](#).

If you haven't already, start the creative juices flowing (don't forget to have a pen in hand) for our big exhibit this year at The Goodrich Gallery, at First United Methodist Church of Dallas from September 4th-28th; the theme is INSPIRATION. Entry forms must be completed by July 1st. If you have ideas and want to bounce them off others, I wholeheartedly encourage that, and I've done that in the past myself. Even the "seasoned" folks among us need fresh perspectives, and if you're relatively "new" don't feel like you can't ask a veteran for their insight or opinion. We are all here to support, encourage, and nurture all that is the artistic love for letters.

The Nominating committee is Cristie Campo, Chairman and Harvey, Lucy, and Paula as members, with Rita as the alternate. Treasurer and Vice President positions will be voted on in May. If you are interested in either position, feel free to contact any them for more information.

Finally, I wanted to say "Thank You" to all those who volunteer and make Kaligrafos what it is. Without volunteers there is no Kaligrafos. As we work our way through Spring to May with the elections above there are many Chair positions that need to filled. Please consider being a Chair for next year or on one of the committees. With all the new faces, I would love to see fresh faces eager to charge forth and carry Kaligrafos into the future with new ideas.

Sláinte (Cheers),

Thomas Burns



THE DALLAS CALLIGRAPHY SOCIETY

## 2014-2015 Kaligrafos Kalendar

### • General Meetings -- (Come early at 9:30am for coffee and social time.)

March 14	10:00 am	Cutout letters on Colored Backgrounds - Betty Barna
April 11	10:00 am	Framing & Matting your Artwork - Sherry Barber
May 9	10:00 am	Basic Flourishing Techniques - Debi Sementelli, Carol Scott, & Kathy Setina

### • Board Meetings

March 15	1:00 pm	Kathy's Place
May 16	1:00 pm	Rick's Place

### • Mini Workshops

### • Kaligrafos Workshops

Mar 21-22, '15	9:00 am	Introduction to Blackletter - Amity Parks - Jaycee Park Center for the Arts
----------------	---------	---

### • Kaligrafos Play Days

June 13, 2015	9:00 am	Paste Paper - Jaycee Park Center for the Art
---------------	---------	--

## No Early Bird Session for March

### Monthly General Meeting Location

The Kaligrafos monthly meetings for 2014 - 2015 will be held at the First United Methodist Church Richardson  
503 North Central Expressway, Richardson, TX 75080  
Look for us in **Room 217A** this month.

Refer to the map of the church: Enter the main parking area from the southbound service road just south of Arapaho. Parking is on the right side, north of the building. The entrance has short stairs on one side and a concrete ramp on the other. Once inside, take the elevator or stairs to the second floor, room 217A.



## March Program

# Cutout Letters on Colored Background with Betty Barna

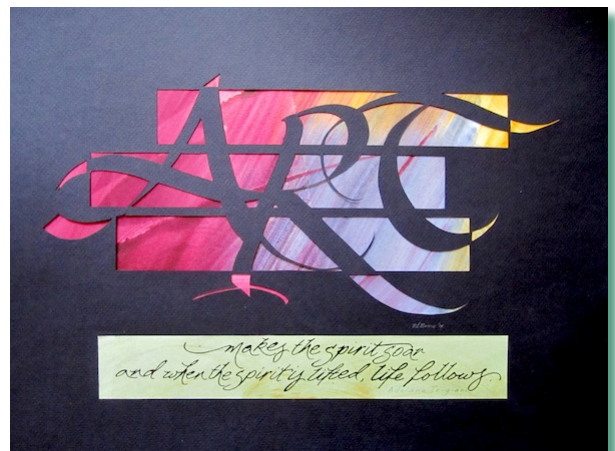
Betty Barna is giving us a hands-on program for March. "Cutout Letters on Colored Backgrounds" comes from the Carl Rohrs week-long class that she did in Colorado Springs at the calligraphy conference there in 2013. It will mostly be a demonstration of the method that he taught.

However, if you want to follow along you will need to bring the following supplies to the meeting:

Pencil with eraser  
Cutting Mat  
Exacto knife  
Adhesive tape  
Colored background paper

Betty will supply the black and white paper that you will need for the cutout.

(All "Cutout Letters on Colored Background" work shown here and on front cover is created by Betty Barna.)



# Announcements

happy  
saint patrick's  
day!

## Library Books

**Remember that library books are due at the next meeting.**

Browse The Library Thing to pick out a few titles at: <http://www.librarything.com/catalog/Kaligrafos> then send Brenda Burns an email with your selection(s) at [library@kaligrafos.com](mailto:library@kaligrafos.com) so she can bring your selections to the meeting.

## 2014-2015 Membership

Join Kaligrafos  
The Dallas Calligraphy Society

\$25 for individual membership

\$35 for family membership

[http://kaligrafos.com/join\\_us/join\\_us.html](http://kaligrafos.com/join_us/join_us.html)

Please send membership changes of your information via email to Wendy Carnegie  
[wcarnegie@gmail.com](mailto:wcarnegie@gmail.com)

## “Introduction to Blackletter”

**Amity Parks Workshop**

Coming March 21st-22nd

Almost filled up! To sign up, please fill out form from January 2015 issue.

For more information about Amity Parks, please visit her [website](#).

## Book Reviews

If you are looking for an opportunity that will help others, fill a need and be more rewarding than you could imagine, then the Library Committee wants YOU!

We have an extensive library and it can be overwhelming (especially to those new to calligraphy) to decide what books to borrow, which is why the Library Committee is asking its members to write reviews of our books.

The reviews will be published in both a future newsletter as well as posted on the Library Thing.

For more information, please contact [Brenda](#).

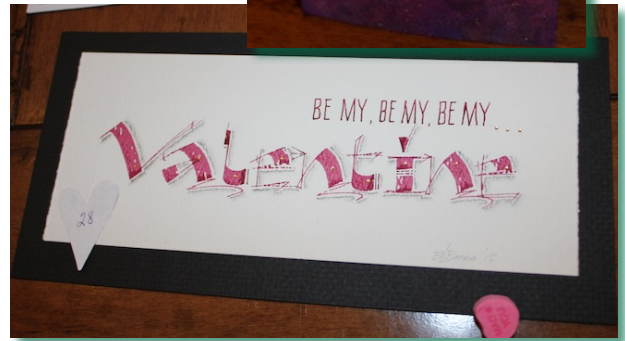
Handmade Card Donations!  
Membership can always use your handmade greeting cards.

Like Kaligrafos on...


facebook





# February Valentines



Thank you,  
from the  
bottom of our  
hearts, to all of  
you who made  
the Valentine  
social possible!



More February Valentines...



# Definition of a Volunteer...

*A person who expresses a willingness to undertake a service and use their time and talents for charitable, educational, or other worthwhile activities, especially in one's community for the benefit of other people as a social responsibility rather than for any financial reward.*

Do you meet these criteria and would you consider being a Kaligrafos Volunteer?

If you agree, then we have a place for you!!

Here are some of the ways to serve ....

Consider being on the ballot for Vice-president or Treasurer

-Become a Chairman:

Fund Raising

Workshop

Exhibits

Or any of the other Chair positions

-Be on a committee - All Chairman need help

We need YOU and hopefully you need us to keep Kaligrafos the vibrant, informative, fun and exciting organization we enjoy.

-Thomas Burns

## Practice Time

Compiled by  
Randy Stewart

Thought for the Day--The early bird gets the worm,  
but the second mouse gets the cheese.

THE RIGHT TO BE HEARD  
DOES NOT AUTOMATICALLY  
INCLUDE THE RIGHT TO BE  
TAKEN SERIOUSLY.  
HUBERT H. HUMPHREY

Everyone says  
you should follow  
your dreams. So  
I'm going back to  
bed.

**They are called "man  
hours" because  
women would have  
that stuff done in 20  
minutes.**

Never judge a book by its  
movie. J. W. Eagan

In matters of style, swim with the  
current; in matters of principle, stand  
like a rock.

Thomas Jefferson

*Never give a party if  
you will be the most  
interesting person there.*  
Mickey Friedman

*I think age is a very high  
price to pay for maturity.*  
Tom Stoppard

*The only thing worse than a man  
you can't control is a man you  
can.* Margo Kaufman

**Tact is the knack of making a  
point without making an enemy.**  
Isaac Newton



# Harvey's Helpful Hints

by Harvey Anton

OH, THE IDES OF MARCH ARE ON US  
ONCE AGAIN!

**Powdered Ink** Have you ever tried using ink powder to make your own ink? Yes, there is such a thing available and it turns out great! From Colonial Williamsburg, they sell a packet of ink powder, that when mixed with warm or hot water will create 2-3 ounces of black ink. For information contact: Historic America, P.O. Box 218, White Oak, GA 31568. Or when next in Colonial Williamsburg, go into the "Printing Office". They also stock (among other items) stationery, quills, sealing wax, ink stands and playing cards. As with all liquids and inks, use a lidded jar to prevent evaporation.

**No Ink Spills** The best type of lidded jar that I have found is the insulin type medical rubber top jar which is completely airtight. Purchase them at your local pharmacy (you'll probably have to order them). Use a syringe to insert your ink into the vial, but be sure you take out the plunger and reinsert the needle into the rubber cap to release all internal air. Your ink will last indefinitely in this vial plus it's an easy way to transport ink to and from workshops and meetings without the chance of spilling.

**Hairspray Embellishing** Of course we make our own greeting cards, birthday cards, etc., but have you tried to embellish them using glitter hairspray. Try it – your recipient will be even

more impressed with your lettering and the glitter...

**Brush Revival** Do your brushes have the frizzies? Remedy this by dipping the bristles in gum arabic, reshape the bristles, then cut a soda straw to cover the ferrule and bristles. Next time you want to use the brush it will be fresh and ready to use again.

**Post Office Glassine** There are any number of sizes of postal glassine envelopes from the post office – the kind they put your stamps in. This glassine parchment is great for burnishing and gilding among other uses.

**Manila Stencils** Use manila folders for stencils templates for your embossing. They are just the right thickness for embossing (or debossing). If you get much thicker you will be more apt to cut through paper with your burnisher.

*Come visit my table at the meetings for my vintage nibs at reasonable prices, Vintage Penmanship CD's, "Hints" CD's and handmade wooden penstoffs. If there are specific brands and numbers of nibs you want and need let me know before meetings and I'll bring them for you if you will let me know in advance.*

*'Til next month, Plano Harvey-  
penstaff@verizon.net, 972-307-0172,  
972-207-1199*

---

## Word Challenge

*Calligraph these words in your favorite style of lettering or try them in a new hand!*



**TRENDY Thrilling Alphabet Adornment**

*Any word beginning with T or A can be used. Size is 11 x 14 or smaller.*


# Lewisville Library Exhibit



Thank you, Jeri Wright for coordinating this February Exhibit and Embellished Envelope Contest! Also, thank you, Sherry Barber and Betty Barna for helping to set it up! And, thank you Lewisville Library!!!



# More Lewisville Library Exhibit...



# Members' Local Classes

---

## Workshops taught by Janell Wimberly

[www.jkwimberlydesign.com/Home.html](http://www.jkwimberlydesign.com/Home.html)

---

### *Joy of Calligraphy*

#### **Carol Measures Scott**

#### **Now Forming Calligraphy Classes**

What do you want to learn? Copperplate?  
Blackletter? Italic? Projects/Design?

Now taking requests from beginning and  
intermediate students. I've had a lot of  
varying requests for calligraphy classes in  
the last couple of months. Trying to form  
classes.

Please email me your subject, day and  
time preferences.

I currently have requests for:

#### **Beginning Copperplate**

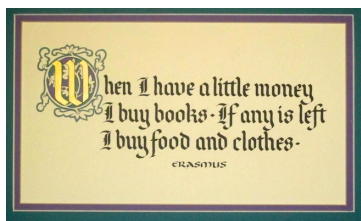


**Copperplate  
Capitals  
Beginning Italic  
Blackletter (Gothic)  
Projects - Layout/  
Design**

#### **Beginning Foundational**

I am teaching in Sachse and have class time  
available Sunday - Thursday. No classes on  
Friday or Saturday.

Please email Carol Scott: [Here](#)



#### **Cristie R. Campo**

[cristiecampo@mac.com](mailto:cristiecampo@mac.com)

#### **Zentangle** (artist's home)

Call: 214.714.5344

Fridays 6-9pm

Fee: \$40 supplies included

#### **Collin College Plano Continuing Education**

[www.collin.edu/ce/register](http://www.collin.edu/ce/register)

972.985.3711 to register by phone

#### **Creative Art Center Dallas**

[www.creativeartscenter.org/schedules](http://www.creativeartscenter.org/schedules)

---

#### **Beverly Stewart: Instructor**

#### **Card Making Classes \$5**

At 6805 Oak Falls Dr,  
McKinney, TX 75070

**Saturdays 9:30 AM to 11:30 AM**

**February 28**

**March 28**

**April 18**

**and May is TBD**

At THEO: [http://theosonline.org/  
Locations.htm](http://theosonline.org/Locations.htm) or 214-551-5782 or  
[beverlystewart@gmail.com](mailto:beverlystewart@gmail.com)

Bring your own scissors and  
adhesives.

If you make a Stampin' Up! purchase,  
the class is free. As always there is no  
pressure to buy.

Come, make cards and have fun!

# Big Thank-You!!!

The Valentine's Raffle was a big success thanks to all who were so generous in giving both donations and support.

The raffle raised over \$400 for Kaligrafos and we thank everyone who participated!

-Kathy Setina

Hope you are working on your September exhibits!

Kaligrafos, The Dallas Calligraphy Society  
presents

F A L L 2 0 1 5 E X H I B I T

# INSPIRATION!

September 4-28, 2015 / Reception, Sunday, September 6, 12-2 pm  
The Goodrich Gallery at First United Methodist Church of Dallas  
1928 Ross Avenue, Dallas, Texas 75201

What/who inspires you to create? Summon your muse and create a piece for this exhibit and show Dallas what calligraphy is all about. Your piece must be an original work and not from a class. The Gallery will keep 25% of the sale price if your work is sold, however, you do not have to sell your work. Mark your piece with "NFS" if you don't wish to sell it.

#### BY JULY 1, 2015 YOU MUST SUBMIT:

- A) Two photographs (jpegs) of your artwork-one before framing
- B) One photograph of the artist
- C) Biographical information of the artist (*pls. limit to 75 words.*)
- D) An "Artist Statement" about the artwork being displayed (*pls. limit to 75 words*)

For more information, contact Betty Barna - [blbarna@mac.com](mailto:blbarna@mac.com)

Or click here for [Entry Form in January Newsletter](#), on page 13.