



February
Social

MINGLED HEARTS & LETTERS

VALENTINE SOCIAL, CARD EXCHANGE & RAFFLE

THE DALLAS CALLIGRAPHY SOCIETY

Calligraphy

February 2015 NEWSLETTER
VOLUME 35 | ISSUE 7



"We Ink 'em Up!"

President's Letter



www.kaligrafos.com

February 2015
Volume 35 Issue 7

Published 10 times a year
by Kaligrafos,
The Dallas Calligraphy Society

Board Members

- President: Thomas Burns
- Vice President: Betty Barna
- Treasurer: Rick Garlington
- Secretary: Trish Manche
- Exhibits: Betty Barna
- Historian: Randy Stewart
- Library: Brenda Burns
- Membership: Wendy Carnegie
- Newsletter: Anita Hofmeister
- Programs: Jeri Wright
- Fund Raising: Kathy Setina
- Communications: Sherry Barber
- Workshops: Sherry Barber

To all my Letter Lovers -

Won't you be my Valentine? Such an innocent question wrought with intense emotion and butterflies filling the stomach of the speaker waiting for that little bitty, three letter word; Yes!

Saint Valentine is a widely recognized third-century Roman saint commemorated on February 14th and associated since the High Middle Ages with a tradition of courtly love. He supposedly wore a purple amethyst ring, customarily worn on the hands of Christian bishops with an image of Cupid engraved in it, a recognizable symbol associated with love that was legal under the Roman Empire; Roman soldiers would recognize the ring and ask him to perform marriage for them. Probably because of the association with Saint Valentine, amethyst has become the birthstone of February, and it's thought to attract love.

As this is a special month for me as well, I was less than 24 hours of having the name of Valentine. Thankfully, I came into this world on the 13th, and as such, don't go by the nickname of "Val"! And, this year is extra special as it's on a Friday!

Mail boxes are hopping with Gorgeous envelopes from the exchange. Starting in March, let's line the show and share table with the beauties that have been received.

Bring your Valentine along with your hand made card for the exchange. It's always a highlight seeing all the creative endeavors of everyone. Please be careful not to drool on the art! Don't forget to bring a little luck as well for when you purchase the raffle tickets. There are some truly spectacular items this year.

Coming up on February 28th is the first play day of the year; White on Black. This might be the spark for something that could end up being your masterpiece for the September exhibit this year.

Amity Parks is coming in March and will be teaching us Blackletter! She is an amazing calligrapher and teacher. I might just be a little biased after learning graphite techniques from her at Legacies II. See the review from last September's newsletter.

The Nominating committee is Cristie Campo, Chairman and Harvey, Lucy, and Paula as members with Rita as the alternate. Treasurer and Vice President positions will be voted on in May. If you are interested in either position feel free to contact any them for further information.

Roses are Red, Violets are Blue; I Love letters and I know you do Too!

<3

Thomas Burns



THE DALLAS CALLIGRAPHY SOCIETY

2014-2015 Kaligrafos Kalendar

• General Meetings -- (Come early at 9:30am for coffee and social time.)

February 14	10:00 am	Annual Valentine Social - Linda Jones(Chmn.), Loc.: Sherry's Home (refer to invitation)
March 14	10:00 am	Cutout letters on Colored Backgrounds - Betty Barna
April 11	10:00 am	Framing & Matting your Artwork - Sherry Barber
May 9	10:00 am	Basic Flourishing Techniques - Debi Sementelli, Carol Scott, & Kathy Setina

• Board Meetings

February 28	1:00 pm	Kathy's Place
May 16	1:00 pm	Rick's Place

• Mini Workshops

• Kaligrafos Workshops

Mar 21-22, '15	9:00 am	Introduction to Blackletter - Amity Parks - Jaycee Park Center for the Arts
-----------------------	---------	--

• Kaligrafos Play Days

February 28, '15	9:00 am	White on Black - Jaycee Park Center for the Arts
June 13, 2015	9:00 am	Paste Paper - Jaycee Park Center for the Art



We hope that you plan on attending our annual Valentine social, and have your handmade original Valentine card in the works or ready to share in the card exchange. Also, remember the techniques you have used in making your card, so that you can share that information with the others attending. Your guest, if you're bringing one, may participate in the

exchange as well. Just be sure you have supplied a hand-made original Valentine card for them to exchange also. Please refer to your invitations for time and location. We are bringing back the Valentine Raffle again this year with the card exchange. See the wonderful offerings for the Raffle on the next page!

Kaligrafos Valentine's Raffle

Our Valentine's Raffle was so much fun last year that we are doing it again! Here's your chance to be a winner! Raffle tickets are \$2 each or 6 for \$10, cash, check or credit card. Remember, if you don't play you can't win!

Here is a sample of some of the great items being offered:


**One year subscription to
Lettering Arts Review
One year subscription to
Bound & Lettered
Framed calligraphy piece
by Jenny Groat**



**Ceramic Bowl handmade
by Sandra Douglas**



**Silver Pen and Inkwell
Embellished Wedding Book designed
by Jan Sevadjian**



Prismacolor Mixed Media Set



**Travel/Desk Clock
with leather case
...and much more!**



Announcements

Welcome
New Members!
VanRochelle McKellar
Ling-Wen Hsing
&
Ann Elize Allen

Happy 90th Birthday to
our honorary member
Dick Mussett!!!

If you signed up, Don't Forget
February 28th (Date Change)

White on Black Play Day

-with Sherry Barber and Jeri Wright
We'll be experimenting with different
types of black paper using various
white mediums.

2014-2015 Membership

Join Kaligrafos
The Dallas Calligraphy Society
\$25 for individual membership
\$35 for family membership
[http://kaligrafos.com/join_us/
join_us.html](http://kaligrafos.com/join_us/join_us.html)

Please send membership changes of
your information via email to
Wendy Carnegie
wcarnegie@gmail.com

Library Books

**Remember that library books are
due at the next meeting.**

Browse The Library Thing to pick
out a few titles at: [http://
www.librarything.com/catalog/
Kaligrafos](http://www.librarything.com/catalog/Kaligrafos) then send Brenda Burns
an email with your selection(s) at
library@kaligrafos.com so she can
bring your selections to the
meeting.

"Introduction to Blackletter"

Amity Parks Workshop

Coming March 21st-22nd

Almost filled up! To sign up, please fill
out form from January 2015 issue.
For more information about Amity
Parks, please visit her [website](#).

Handmade Card Donations!
Membership can always use
your handmade greeting cards.



Like Kaligrafos on...

facebook



January Program Review

Writing in a Circle with Janell Wimberly

by Anita Hofmeister



Thank you, Janell, for an excellent program on how to write in a circle.

Janell's first step was to decide what you want the piece to look like

and what kind of lettering you want to use.

She has created several types of templates for

lettering in a circle. For example, if you want to create a piece in Blackletter, Janell has a Blackletter template with radiating spokes. Her instruction on using it was to

follow the vertical radiating guidelines. Go slowly, so you don't fall back on the natural tendency to make letters like you normally do.




Another method is to letter on a separate piece of paper in a continuous straight line. Then, cut your strip of lettering out and separate each letter by cutting, but leave the baseline intact or the top, depending on what kind of curve it is to be laid on, whether an under curve or over curve. Using a glue stick set the letters on the curve of your pre-made guidelines, following the shape of them.



Janell has also created an Italic template, and what is nice about using Italic lettering, she says, is that you can add all

kinds of flourishes and when you are finished and you can embellish with flowers or other elements. With Italic, it's important to keep the slant consistent.



Janell's advice when creating a certificate or diploma, was to employ the use of a computer to distort letters, which helps considerably when the guidelines of the

January Program Review Continued...



lettering need to be squeezed toward the center or swelled.

Lettering in a spiral can be tricky, but Janell provided a clever template. She explained that when lettering with it, starting at the top line, you will have a built-in measure of space between the lines as you letter, spiraling toward the inside. This prevents the lines of lettering from running together and there is space enough for ascenders and descenders.

Some other tips Janell gave us were to keep layouts from previous jobs so that when a client asks if you can do something for them, you already have guidelines and something to start with. She also keeps notes and records the nibs she has used on her former works.

On the drill cloth piece, shown below, Janell lettered with the exaggerated Blackletter and noted that using a nib with Dr. Martin's Bleed Proof White on it, the drill cloth really sucked up the medium. So, when using any surface unfamiliar, have a test sample of what ever surface you are using set up beforehand to practice on and know how your medium is going to work with it. You will be glad that



Glory Rondelle 2014 / gouache and gold ink on dyed drill cloth

you adjusted your tools and medium before applying them to the main piece.

Finally, a few things Janell helped to drill into our

memories were to pay close attention to following the guidelines, keep the baseline consistent and the artwork in front of you. Keep turning the paper and not your hand, and keep the pen angle consistent. Thanks to Janell, we are better prepared to tackle the task of writing in a circle!

Practice Time

Compiled by Randy Stewart

A journey of a thousand miles begins with getting to the airport two hours early and taking off your shoes.
New Oracle Saying-Frank and Earnest

It is well to remember that the entire universe, with one trifling exception, is composed of others. John Andrew Holmes

Brains are awesome. I wish everyone had one. Aunty Acid

EXPERIENCE IS THAT MARVELOUS THING THAT ENABLES YOU TO RECOGNIZE A MISTAKE WHEN YOU MAKE IT AGAIN. FRANKLIN P. JONES

Basic research is what I am doing when I don't know what I am doing. Wernher von Braun

When you base your life on principles most of your decisions are already made before you encounter them.
Unknown

If there was an award for laziness, I would send someone to pick it up for me. Unknown

Frog parking only, all others will be Toad! Internet

The future, according to some scientists, will be exactly like the past, only far more expensive. John Sladek

Life without music would Bb. Unknown

Harvey's Helpful Hints

by Harvey Anton

Don't wait for the last minute to create your Valentine Cards for mailing. Start the juices flowing NOW! NO, Valentine's Day is not going to wait – jump in!

Zipcode in a Zip! Don't know the zip code, just use your search engine of your computer. You'll get it in a flash!

VHS to DVD A word to the wise: if you are still holding on to your VHS tapes, DON'T! They are rapidly disintegrating! If you haven't already noticed the tape is sticking to itself and becoming worthless. If it isn't too late, take them to a photo shop to have them put onto CD and DVD. Yes, it can be costly, but what good is a tape that can't be played? Trust me on this one! I have several demos of calligraphy masters, but waited too long...now they can't be played or transferred...totally worthless! Money down the tube! There is such a thing as doing it yourself – for about \$200 you can purchase a machine that will transfer VHS tapes to CD or DVD's.

Lettering on Flora Want to impress your dinner guests? Spray Workable Fixatif on seashells, corks, acorns, leaves, egg shells, glass ornaments, tree bark or anything else you have available to use as place cards with the guests' names calligraphed. This is guaranteed to be a "WOW" factor and conversation starter! And, guaranteed to make the meal even better!

Quotes of Note! "Training means learning the rules, Experience means learning the exceptions"...anon.

Donald Jackson says, "Make notes on everything you try because you will not remember what you did 6 months from now." And Confucius says: "The palest ink is better than the best memory."

And Reggie Ezell says: "as the nib gets smaller, thin the gouache more."

Here is a quote that has a lot of depth: "Some people come into our lives and quietly go...some stay for a while and leave footprints

on our hearts, and we are never, ever the same." Can you visualize the thumbnail of this one?

Food-grade Ink? Tired of the same ole, same ole? Try something a bit different – use food coloring as ink! The color may not be quite as intense, but it can give your piece a bit of a change. Or, use as a wash. Any other suggestions come to mind?

Clean Eraser Is your eraser dirty? Clean the dirt marks off by rubbing the eraser on a piece of sandpaper. This should clean any marks left on the eraser from previous usages. When you can, use a clean white eraser on your art piece, so as not to leave dirty smudges.

Prevent Eraser Burn I used to use a white pencil stick eraser in my electric motorized eraser with an erasing shield. When using this type of erasing tool, be careful not let it stay on the paper more than one second at a time to prevent holes in the paper. Yes, it was a pencil stick eraser that I used to erase ink, but worked for me with less chance of burning a hole in the paper. Took a bit longer to erase, but had less to lose. It's still possible to burn a hole in the paper if not careful!

Come visit my table at the meetings for vintage nibs, handmade wooden pen staffs,

Vintage Penmanship CD's and my "Hints" CD's all at moderate prices. I always have a large assortment of nibs at the meetings, but if there are specific nibs you want let me know in advance and I'll mail them to you or bring them to the meeting with me. Plus get your orders together AND save money with The Manuscript Pen Company (U.K.). I will gladly send your order to the company and save you money on your purchases also: including the Leonardt Principal EF nibs, sealing wax and seals, Nikko and Tape nibs, and countless other products in the catalog. Kaligrafos gets the benefit of 10% of the price of your order also -a win/win!


'Til next month, for Beautiful Writing:


*Plano Harvey, penstaff@verizon.net
972-307-0172, 972-207-1199*



Valentine Inspiration!

(from Past Socials)





Members' Local Classes

Joy of Calligraphy

Carol Measures Scott

Now Forming Calligraphy Classes

What do you want to learn? Copperplate?
Blackletter? Italic? Projects/Design?

Now taking requests from beginning and intermediate students. I've had a lot of varying requests for calligraphy classes in the last couple of months. Trying to form classes.

Please email me your subject, day and time preferences.

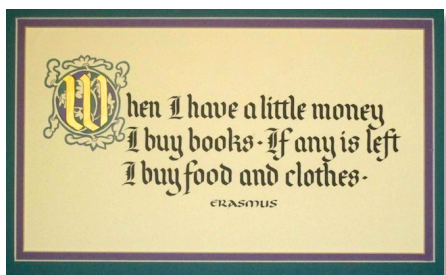
I currently have requests for:



Beginning Copperplate
Copperplate Capitals
Beginning Italic
Blackletter (Gothic)
Projects - Layout/Design
Beginning Foundational

I am teaching in Sachse and have class time available Sunday - Thursday. No classes on Friday or Saturday.

Please email Carol Scott: [Here](#)



Betty Barna Copperplate Class

Six weeks beginning January 28

Wednesdays 10am-12pm

\$15 per class

Richardson, TX

Contact Betty [Here](#)

Workshops taught by Janell Wimberly

www.jkwimberlydesign.com/Home.html

Beverly Stewart: Instructor

Card Making Classes \$5

At 6805 Oak Falls Dr,
McKinney, TX 75070

Saturdays 9:30 AM to 11:30 AM

February 28

March 28

April 18

and May is TBD

At THEO: <http://theosonline.org/Locations.htm> or 214-551-5782 or beverlystewart@gmail.com

Bring your own scissors and adhesives.

If you make a Stampin' Up! purchase, the class is free. As always there is no pressure to buy.

Come, make cards and have fun!

Cristie R. Campo

cristiecampo@mac.com

Zentangle (artist's home)

Call: 214.714.5344

Fridays 6-9pm

Fee: \$40 supplies included

Collin College Plano

Continuing Education

www.collin.edu/ce/register

972.985.3711 to register by phone

Creative Art Center Dallas

www.creativeartscenter.org/schedules

Book Reviews

If you are looking for an opportunity that will help others, fill a need and be more rewarding than you could imagine, then the Library Committee wants YOU! We have an extensive library and it can be overwhelming (especially to those new to calligraphy) to decide what books to borrow, which is why the Library Committee is asking its members to write reviews of our books. The reviews will be published in both a future newsletter as well as posted on the Library Thing. For more information, please contact Brenda.

Word Challenge

Calligraph these words in your favorite style of lettering or try them in a new hand!

TRENDY *Thrilling* Alphabet Adornment

Any word beginning with T or A can be used. Size is 11 x 14 or smaller.

Kaligrafos, The Dallas Calligraphy Society
presents

F A L L 2 0 1 5 E X H I B I T

INSPIRATION!

September 4-28, 2015 / Reception, Sunday, September 6, 12-2 pm
The Goodrich Gallery at First United Methodist Church of Dallas
1928 Ross Avenue, Dallas, Texas 75201

What/who inspires you to create? Summon your muse and create a piece for this exhibit and show Dallas what calligraphy is all about. Your piece must be an original work and not from a class. The Gallery will keep 25% of the sale price if your work is sold, however, you do not have to sell your work. Mark your piece with "NFS" if you don't wish to sell it.

BY JULY 1, 2015 YOU MUST SUBMIT:

- A) Two photographs (jpegs) of your artwork-one before framing
- B) One photograph of the artist
- C) Biographical information of the artist (*pls. limit to 75 words.*)
- D) An "Artist Statement" about the artwork being displayed (*pls. limit to 75 words*)

For more information, contact Betty Barna - blbarna@mac.com

Kaligrafos, The Dallas Calligraphy Society
presents

F A L L 2 0 1 5 E X H I B I T

INSPIRATION!

DATE: September 4-28, 2015 / Reception, Sunday, September 6, 12-2 pm
The Goodrich Gallery at First United Methodist Church of Dallas
1928 Ross Avenue, Dallas, Texas 75201

What/who inspires you to create? Summon your muse and create a piece for this exhibit and show Dallas what calligraphy is all about. Your piece must be an original work and not from a class. The Gallery will keep 25% of the sale price if your work is sold, however, you do not have to sell your work. Mark your piece with "NFS" if you don't wish to sell it.

By July 1, 2015 you must submit*~

- A) Two photographs (jpegs) of your artwork - one before framing
- B) One photograph of the artist
- C) Biographical information of the artist (*pls. limit to 75 words*)
- D) An "Artist Statement" about the artwork being displayed (*pls. limit to 75 words*)

"INSPIRATION!" ~ September 4-28, 2015

1) attach this form to back of picture (one for each entry)

Name: _____

Address: _____

Title: _____

Phone: _____ Value: _____

2) attach this form to each entry's protective wrap

Name: _____

Address: _____

Title: _____

Phone: _____ Value: _____

3) ENTRY FORM (send this & all materials to Betty Barna - blbarna@mac.com)

Fill out one form for each entry

Artist: _____ Title of work: _____

Media: _____

Brief Description: _____

Size: _____ Exhibit's value: _____ For Sale? _____

Contact Info~Phone: _____ E Mail: _____

Release: I agree to comply with the show rules of Kaligrafos and will not hold Kaligrafos, The Dallas Calligraphy Society, or The Goodrich Gallery liable for damage/loss of artwork.

Signed: _____ Date: _____

~~~~ No group insurance is applied to this exhibit. If you wish to insure your piece, you must purchase insurance privately. ~~~~  
(Framing with GLASS elevates risk of breakage - The above noted organizations are not held responsible for damage. **Consider framing your piece with acrylic**)

**\*Attach biographical and artist materials (A,B,C & D) digitally (PDF) or as hard copies when submitting your work.**

**Contact Betty Barna for more information: [blbarna@mac.com](mailto:blbarna@mac.com)**