

fearless

HAPPY
SUMMER!
PLAY DAY
DETAILS
PAGE 3

A RECAP OF THE 2013-2014
KALIGRAFOS YEAR

THE DALLAS CALLIGRAPHY SOCIETY

Kaligrafos

June 2014 NEWSLETTER
VOLUME 35 | ISSUE 1



"We Ink 'em Up!"

President's Letter



www.kaligrafos.com

June 2014
Volume 35 Issue 1

Published 10 times a year
by Kaligrafos,
The Dallas Calligraphy Society

Board Members

- President: Thomas Burns
- Vice President: Betty Barna
- Treasurer: Rick Garlington
- Secretary: Trish Manche
- Exhibits: Betty Barna
- Historian: Randy Stewart
- Library: Brenda Burns
- Membership: Wendy Carnegie
- Newsletter: Anita Hofmeister
- Programs: Jeri Wright
- Fund Raising: Kathy Setina
- Communications: Sherry Barber
- Workshops: Sherry Barber

Hello Paper, Ink, and Letter aficionados!

As an era ends so begins a new one. I want to give a BIG thanks to Betty for her leadership, encouragement, and dedication to Kaligrafos over the past 2 years as President. You will be missed, Betty.

Now for the new.....Thanks to all of you for having the confidence and faith in me to lead Kaligrafos. Are you ready for the wild and crazy ride? I have all kinds of ideas and plans rolling around between my ears, but you can't just sit back and wait. I need all of you to join in and play a part. Nothing great stands on its own all alone. It takes the collective to keep us flourishing and strong. A word is but a mere collaboration with a bunch of letters and without the letters there is no word just as there is no Kaligrafos without you!

There are chair positions open for this coming year that need to be filled and many committee positions available. I encourage each and everyone of you to take an active role to make Kaligrafos more robust. Feel free to reach out to myself or any board member.

Since we have the long summer break 3 letters were chosen for our Word Challenge which were: U for Uncial or Umpteen; L for Lyrical or Laudable; J for Jazzy or Jester. Although any word beginning with these letters will be fine. Please keep them to 11x14 or smaller.

And speaking of Summer.....Legacies II will be here in Richardson from July 20-25. If you haven't signed up there are still classes available as well as the recently announced breakout sessions. Think of these as mini workshops that are 1 1/2 to 3 hours long. There are also plenty of volunteer opportunities too. It is an experience like no other, so if you have the chance don't let this slip by. It's right in our own backyard!

Wishing all of you a safe and fun filled summer. I can't wait till August.....

Let the journey begin!

Thomas



THE DALLAS CALLIGRAPHY SOCIETY

2014-2015 Kaligrafos Kalendar

• General Meetings

August 9	10:00 am
September 13	10:00 am
October 11	10:00 am
November 8	10:00 am
January 10	10:00 am
February 14	TBA
March 14	10:00 am
April 11	10:00 am
May 9	10:00 am

• Board Meetings

• Mini Workshops

• Kaligrafos Workshops

Oct 4-5, 2014 9:00 am Contemporary Scripts - Mike Gold - Jaycee Park Center for the Arts

• Kaligrafos Play Days

June 28, 2014 Time: TBA Let's Make Some Cards! - Beverly Stewart - The Home Educator's Outsourcing Solution

**Kaligrafos
Play Day!**

Let's Make Some Cards!

Saturday, June 28th - Time: 9am

Beverly Stewart has generously offered her place* for us to spend the day making cards. Kaligrafos sends out a lot of cards each year including a birthday card to every member and they are usually hand made by only a few people. To help out with this task and get together to have a fun day, we decided to offer this card-making event. You will learn some new techniques and just have a fun day creating!

The card stock and envelopes and adhesives will be available for a small fee (\$3) as well as some tools to make embellishments, but you are welcome to bring your own decorative paper or

any other do-dads that you might have around to decorate a card. Beverly has duplicable ways of making scrap beautiful!

You can take home 1 for every 5 that you make for the club. If we have enough attendance then we might be able to increase the take home rate!


Space is somewhat limited, so sign up early to get a place! If you want to participate, please email Jeri Wright at her new email address:

jeribill2003@yahoo.com

*Location: (<http://theosonline.org/Location.htm>)

The Home Educator's Outsourcing Solution
1301 Custer Road, Suite 616, Plano, TX 75075

Announcements



New Kaligrafos Officers

(Left to Right)

*Rick Garlington - Treasurer
Thomas Burns - President
Betty Barna - Vice-President
Trish Manche - Secretary*

Welcome!



new member
**Amelia
Audish**

Library Books

Remember that library books are due at the August meeting.

Browse The Library Thing to pick out a few titles at: <http://www.librarything.com/catalog/Kaligrafos> then send Brenda Burns an email with your selection(s) at library@kaligrafos.com so she can bring your selections to the meeting.

2014-2015 Membership

Join Kaligrafos
The Dallas Calligraphy Society

\$25 for individual membership
\$35 for family membership

http://kaligrafos.com/join_us/join_us.html

Membership Renewal

Time to renew your membership for 2014-2015 year. Renewal forms are available at the [Kaligrafos website](http://kaligrafos.com).

Please make your check payable to Kaligrafos. The directory will be created over the summer and go to the printer in August. Please send any

changes to your information via email to Wendy Carnegie wcarnegie@gmail.com

Thank you!

The membership committee loves to receive your **card donations** for birthdays or other occasions. It's so special to share the variety of talents with our members in this way.

Like Kaligrafos on...


facebook



Photographing Your Artwork

presented by Betty Barna and Sherry Barber

The May 2014 program opened with a discussion by Betty Barna on how to take good photographs with simple equipment. She stressed the fact that using a cellphone or iPad is not a good idea for photos because they are frequently out of focus and don't have enough settings in order to bring out the best detail and highlights. Instead, use a proper camera with a shutter (it does not necessarily need to be a really expensive camera). Taking pictures in natural



light is best – fluorescent lighting, natural light bulbs with a bluish cast and shadows from the sun sometimes pose a problem, so overcast days are preferable. Try to take good shots to begin with although some problems such as under- or over-exposure and unwanted color casts can be remedied with computer software.

Be sure to take photos before the artwork is framed in order to avoid glare. Place the artwork flat and make sure the camera is exactly perpendicular to the artwork to get the best shot. Use neutral solid backgrounds (black or white) to get the correct lighting (plenty of light but no shadows) and try taking shots with and without a flash to see what works best.

When storing photos on the computer, be sure to back up your files with a reliable external hard drive.

Sherry and Betty both stated the following reasons that it is a good idea to photograph all of our artwork: (1) to send a digital file to enter an exhibit; (2) to create a professional portfolio and archive artwork; (3) for inspiration and future reference; (4) to document the stages of a piece and determine the next step; (5) to create prints for gifts or sale of cards with your artwork; (6) to document your work and progress in the arts.

Sherry then proceeded to go into more detail about how to shoot good photographs. She started by explaining how to get the correct white balance for lighting in order to avoid unwanted color casts. She presented slides of photos with various problems and ways to correct them which included : skewed photos, unwanted color casts, distracting backgrounds, flash glare, focus problems, exposure problems and distortion. She added that shooting artwork with gold requires trial and error in order to get the light angle just right to reflect the light from the gold without overexposing the gold.

She listed the supplies needed to get the best shots: a good camera with a tripod, a stand to support the artwork perpendicular to the camera, lights from a 45 degree angle (or outdoors in a shady spot), solid paper or fabric for backgrounds and software to adjust and print the work.



May Program Review Continued...

Sherry then gave an explanation of the different camera settings needed such as:

- White Balance
- ISO
- Exposure
- Flash settings (usually take the shot w/flash off)
- Shutter speed
- JPEG or TIFF (file type),
- DPI/PPI (resolution)



Setting up Suzanne Levy's Art for Photographing



*Art by Suzanne Levy
Photo by Sherry Barber*

She concluded by taking photos of some of the artwork of Kaligrafos members and further explained how to best photograph artwork that is already framed by shooting through black foam core with a hole for the lens.

Thanks Betty and Sherry for a very informative and useful program.

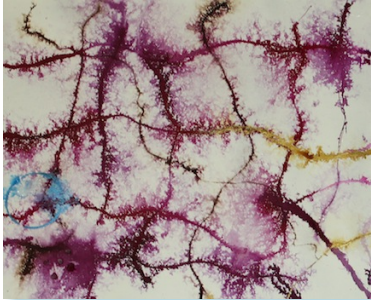
-Submitted by Alex Tolleson

April Meeting Highlights

by Louise Weber

- President Betty Barna thanked Ollie Olivarez for fixing the guild banner so it could be hung at Legacies II this summer.
- Exhibits - Betty reminded members of the upcoming juried exhibit at the Eisemann Center during Legacies II. In addition, she announced that Kaligrafos will exhibit at the First United Methodist Church's Goodrich Gallery in downtown Dallas in September 2015.
- Library - Brenda Burns announced there had been a good response to the John Neal discount offer for "Bound & Lettered" and "Letter Arts Review" subscriptions.
- Membership - Trish Manche asked that members contribute birthday, get well and sympathy cards and she reminded members that dues are due for the new membership year.
- Workshops - Sherry Barber encouraged members to sign up now for the Mike Gold workshop October 4-5. The subject will be "Contemporary Scripts." The fee is \$140 and the place is Jaycee Park.
- Programs - Jeri Wright asked that members complete the questionnaires regarding program subjects and return them to her so that next year's programs can be planned.
- Nominations - Linda Harrison reported that Tom Burns was a candidate for president and Trish Manche for secretary. There were no further nominations. Motion made and seconded that the candidates be elected to the offices of president and secretary. The motion was carried.
- Letter challenge: Margaret Mall announced that the letters for next month are U (as in "uncial" or "umpteen"), L (as in "laudable" or "lyrical"), and J (as in "jazzy" or "jester"). Members may choose any other words starting with those letters. It was suggested that pieces be limited to 11x14, to minimize future framing expense.
- Betty said that Legacies II conference break-out sessions are now posted.
- Sherry Barber and Betty Barna presented "Photographing Your Artwork."

A Recap of the 2013-2014 Kaligrafos Year



Geo Paper Play Day with Jeri Wright & Anita Hofmeister




Betty Barna's Early Birds



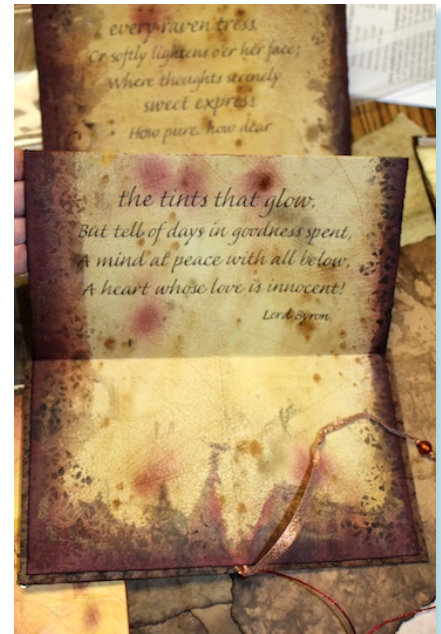
Carrie Oka Mini-Workshop with Thomas Burns



Lettering on Ornaments with Debi Sementelli



Concept to Finish with Carol Scott




Antiquing Paper with Janell Wimberly



Gilding Demo Jeri Wright & Margaret Mall




Valentine Party



Harvest Crittenden's Workshop

Recap Continued...



Folded Cards with Rick Garlington



Nibs Ink and Paper with Tom Burns, Ashley Stewart, Nicole Black & June Baty



Lettering Challenge Samples



Rita Price



Janell Wimberly



Debbie Worden
(front cover art)



Betty Barna



Alex Tolleson

Harvey's Helpful Hints

by Harvey Anton

More Better Have you made your resolutions to include more and better calligraphy and a lot of practice to start out the 2014-2015 year?

No Bone Folder Shine When embossing (or debossing) with a bone folder or embossing tool place a sheet of tracing or other transparent paper between the tool and the paper to be embossed. This will reduce the shine of the line that you are embossing.

Journaling Tip Eliminate the fluff, but have the journalistic essentials of the "5 W's and one H": who, what, where, when, why and how!

Paste Paper Nancy Culmone's Paste Paper Recipe: 1 part Cake flour. Mix 1 cup of flour to 1 cup of water. Add mixture to 5 cups of boiling water. Slowly boil for 10 minutes while stirring constantly. Strain while hot. Cool. Use this paste with various pigments, including gouache, tempera, and inks.

Pam in your Studio Instead of Vaseline on media bottle threads (which can become like glue over time) use a quick burst of Pam or other nonstick spray on the threads.

Raised Letters Pro White added to gouache gives a raised effect to the medium

when doing Copperplate or Spencerian writing.

Dried Up Glue Stick Did you know you can reconstitute a dried up glue stick by immersing the entire stick in water for a couple hours (with the lid off)?

Quick Color For the colored pencil enthusiast keep on hand Process Red, Light Aqua and Lemon Yellow to make a broad spectrum of colors.

Reed Pens When using bamboo and reed pens be sure to soak them in the ink you are using for several minutes before writing to saturate the hollow fibers.

Come visit my table at the meetings for vintage nibs, handmade wooden pen staffs, Vintage Penmanship CD's and my "Hints" CD's at moderate prices. I always have a large assortment of nibs at the meetings. If there are specific nibs you want let me know in advance and I'll mail them to you or bring them to the meeting with me.

*'TIL NEXT MONTH, FOR BEAUTIFUL CALLIGRAPHY,
Plano Harvey
penstaff@verizon.net, 972-307-0172,
Cell: 972-207-1199*

Practice Time

Compiled by
Randy Stewart

Perfection is achieved, not when there is nothing more to add, but when there is nothing left to take away.
-Antoine de Saint-Exupery

You know that children are growing up when they start asking questions that have answers. John J. Plomp

Ability will never catch up with the demand for it.
-Malcolm Forbes

The nice thing about standards is that there are so many of them to choose from.
Andrew S. Tanenbaum

THE ONLY THING TO DO WITH GOOD ADVICE IS PASS IT ON. IT IS NEVER ANY USE TO ONESELF.
-OSCAR WILDE

You can't have a light without a dark to stick it in.
-Arlo Guthrie

My definition of an expert in any field is a person who knows enough about what's really going on to be scared. -P. J. Plauger

Discovery consists of seeing what everybody has seen and thinking what nobody has thought.
-Albert Szent-Gyorgyi

NINETY-EIGHT PERCENT OF THE ADULTS IN THIS COUNTRY ARE DECENT, HARD-WORKING, HONEST AMERICANS. IT'S THE OTHER LOUSY TWO PERCENT THAT GET ALL THE PUBLICITY. BUT THEN--WE ELECTED THEM. -LILY TOMLIN

I think organized people are just too lazy to look for things. -Anon

Members' Local Classes

Beverly Stewart: Instructor

Card Making Classes \$5

2nd Tuesdays 7:00 PM to 9:30 PM

At 6805 Oak Falls Dr, McKinney, TX
75070

3rd Saturdays 9:30 AM to 11:30 AM

At THEO: [http://theonline.org/
Locations.htm](http://theonline.org/Locations.htm) or 214-551-5782 or
beverlystewart@gmail.com


Bring your own scissors and adhesives. If you make a Stampin' Up! purchase the class is free. As always there is no pressure to buy. Come, make cards and have fun!

Workshops taught by

Janell Wimberly

www.jkwimberlydesign.com/Home.html

Copperplate with Carol Measures Scott



Discover the delight of the beautiful art of calligraphy through the tool of the pointed pen. In a relaxing and fun environment, you will be introduced to the details about tools, letterforms, practice and other pertinent information about making beautiful letters for your level of experience. Beginners & Intermediates are welcome! Excellent class for a refresher.

Copperplate 1 minuscules (lower case)

Thursdays, 6:30 - 8:30 PM, 6/12 - 7/31, no class 7/3 and Legacies week 7/24

No prerequisite

Class fee: \$90 Supply fee: \$12

Classes held at Sachse Parks & Recreation Meeting Room 5560 Hwy. 78, Sachse, TX 75048 (as reference, the classroom is 15 min. from the Bush/Coit intersection)

[Click here to Register](#)

(469) 429-0275

Cristie R. Campo

cristiecampo@mac.com

Zentangle (artist's home) Call: 214.714.5344
Fridays 6-9pm

Fee: \$40 supplies included

Collin College Plano Continuing Education

www.collin.edu/ce/register

972.985.3711 to register by phone

Calligraphy

6/23--7/28

Creative journaling

6/4-6/25

Creative Art Center Dallas

www.creativeartscenter.org/schedules

Zentangle workshop

June 28 - Time: 1-5pm

Zentangle Class

June 3 2014 -Tuesday 6:30-9:30pm

July 22 Tuesday 6:30-9:30

Calligraphy workshop

July 27 - Time: 12-4 noon

Creative collage

August 10 - Time: 12-4 noon

Word Challenge for August

You have the whole summer to work on the word for August! Calligraph these words in your favorite style of lettering or try them in a new hand!

Lyrical *Saudable* JAZZY JESTER uncial *Umpire*

Any words beginning with L, J or U can be used. Suggested size is 11x14 or smaller.



Registration for Legacies, the 33rd International Lettering Arts

Conference is open online at www.calligraphyconference.org. This event comes at a very crucial time where computers, tablets and phones have taken over the hand-written word and we need many helping hands for it to be the success it needs to be in the eyes of the public.

If you are interested in volunteering during the conference please sign up online at www.calligraphyconference.org or contact Volunteer Coordinator, Marcy Feldman at volunteers@txlac.org.

The Dancing Letters Scholarship Fund

awards scholarships to events open to the public based on need and demonstrated interest in calligraphy and related arts. For more information, to make donations or to apply for a scholarship call 617-835-6565 or go to: <http://dancinglettersscholarshipfund.org/>



LA ROMITA
SCHOOL OF ART

Enjoy a sketching, painting, calligraphy, art adventure in Umbria, Italy with Sharon Zeugin and Sherrie Lovler. Umbria Sketchbook: Portal for Discovery will take place at La Romita School of Art September 22-October 6, 2014.

For more information contact Sharon Zeugin: sharonzeugin@yahoo.com or see the registration form: www.artandpoetry.com/laromita.pdf.