

March Program



ANTIQUING PAPER

WITH JANELL WIMBERLY

THE DALLAS CALLIGRAPHY SOCIETY



March 2014 NEWSLETTER
VOLUME 34 | ISSUE 8



"We Ink 'em Up!"

President's Letter



www.kaligrafos.com

March 2014
Volume 34 Issue 8

Published 10 times a year
by Kaligrafos,
The Dallas Calligraphy Society

Board Members

- President: Betty Barna
- Vice President: Thomas Burns
- Treasurer: Rick Garlington
- Secretary: Louise Weber
- Exhibits:
- Historian: Catherine Burkhard
- Library: Brenda Burns
- Membership: Trish Manche
- Newsletter: Anita Hofmeister
- Programs: Jeri Wright
- Fund Raising: Kathy Setina
- Communications: Sherry Barber
- Workshops: Sherry Barber

Adopt the pace of nature: her secret is patience. Ralph Waldo Emerson

Hi to Everyone!

I hear the birds singing in the trees and so spring must be just around the corner.

We had a wonderfully successful Valentine Party and Raffle, and I want to thank all of those involved in making it happen – Anita, Wendy, Sherry and Jeri and all of those who brought food and drink for us to enjoy. I would like to thank everyone who participated in the raffle by donating items including John Neal, Bookseller for donating a subscription to Bound & Lettered and Letter Arts Review. And also a big thank-you to Kathy Setina who organized the raffle, which was great fun as well as a good fundraiser.

Harvest Crittenden will be our first visiting instructor of this year teaching Lyrical Lombardics on March 1st and 2nd. This comes right on the heels of setting up our Jaycee Park Center for the Arts exhibit with the FW Calligraphers Guild on February 28th. We will again vote on our favorites in each of the 4 categories at the opening reception to be held on March 16 from 2-4PM. We are looking for a few people to volunteer to help with that reception, so please let me know if you are willing to help out.

At this writing we have just over 50 pieces of artwork for the Keller Town Hall Exhibit, which will be up for the month of April. The reception for that exhibit will be held on April 10 from 7-9PM in the evening. We will also need volunteers to help with that reception. This is a beautiful new venue and if you haven't been out there, it is definitely worth the trip.

You should also have received a "Call for Entries" for the Painted Letters Exhibit to be held during the Legacies II summer conference from July 2- August 3rd at the Eisemann Center. See elsewhere in the newsletter for further information on that exhibit and on the conference.

April 5th will be ArtsPark at Northpark Mall and a few of us (Jeri Wright, Sherry Barber, Debbie Worden and myself) will be lettering on bookmarks for the public and hoping to entice a few people to join our ranks. So come by and say "Hi"!

And finally, the Nominating Committee consists of June Baty, Linda Harrison, Jean Kooda and Margaret Mall, with Wendy Carnegie as the alternate. This year we will be voting on the positions of President and Secretary. If you have someone that you want to put up for these positions, please contact someone on the nominating committee. The slate will be presented at the April meeting and voting will be held at the May meeting.

Happy Spring!!
Betty



THE DALLAS CALLIGRAPHY SOCIETY

2013-2014 Kaligrafos Kalendar

• General Meetings

March 8	9:30 am	Aging Paper for use in Calligraphic Pursuits - Janell Wimberly
April 12	9:30 am	Gilding Demo - Margaret Mall & Jeri Wright
May 10	9:30 am	Calligraphic Numerals - Catherine Burkhard

• Board Meetings

March 30	3:00 pm	Betty's House
May 25	3:00 pm	Betty's House

• Mini Workshops

April 26	Romans II - Janell Wimberly - Jaycee Park Center for the Arts
----------	---

• Kaligrafos Workshops

Mar 1-2, 2014	9:00 am	Lyrical Lombardics - Harvest Crittendon - Jaycee Park Center for the Arts
Oct 4-5, 2014	9:00 am	Contemporary Scripts - Mike Gold - Jaycee Park Center for the Arts

• Kaligrafos Play Days

TBA

Early Bird Sessions

At 9am, before our monthly meeting begins, Betty Barna will be at the First United Methodist Church Richardson demonstrating *Foundational* and answering questions. If you would like help with that alphabet, bring along some paper and something to write with and you can get some practice time in before the general meeting starts. Everyone is welcome!



Monthly General Meeting Location

The Kaligrafos monthly meetings for 2013 - 2014 will be held at the First United Methodist Church Richardson
503 North Central Expressway, Richardson, TX 75080
Look for us in **Room 217A** this month.

Refer to the map of the church: Enter the main parking area from the southbound service road just south of Arapaho. Parking is on the right side, north of the building. The entrance has short stairs on one side and a concrete ramp on the other. Once inside, take the elevator or stairs to the second floor, room 217A.



THIS MONTH'S PROGRAM

ANTIQUING PAPER FOR CALLIGRAPHY PROJECTS

SATURDAY, MARCH 8, 2014

1st Methodist Church of Richardson, Rm. 217 - 503 N. Central Exp., Richardson, TX

If you need a special surface to simulate age and antique properties, take a few moments and a few notes on

ANTIQUING PAPER!

With a few tools, common ingredients, and inks you can produce beautiful facsimiles of antiqued and/or aged paper, leather, parchment and even papyrus and cloth.

Parchtone paper
Butcher paper
Commercial papers
Arches Text Wove

Walnut inks
Instant coffee & tea
RIT dyes
Various inks

BRING ALONG YOUR QUESTIONS, SUGGESTIONS AND THOUGHTS ABOUT HOW TO USE ANTIQUED PROJECTS IN A CALLIGRAPHIC SETTING.

JANELL WIMBERLY
PRESENTS
ANTIQUING TECHNIQUES!

Due to the extreme "messiness" of antiquing, this demonstration will not be a hands-on program.

Announcements

VOLUNTEERS NEEDED!!!

*We have two opening
receptions coming up for our
exhibits:*

*March 16, 2-4PM at the
Jaycee Park Center
for the Arts*

*April 10, 7-9PM for the
Keller Town Hall Exhibit
I need someone to chair
these activities and a few
others to bring the food.
Please email me if you are
willing to help out:*

*Betty Barna
(blbarna@mac.com)*

Thank You!

Exhibit in Summer 2014 Legacies II International Calligraphy Conference

***Get ready to show your best work
at this exhibit! The theme is open
and your pieces can be big on
canvas, wood panels or framed.***

Library Books

**Remember that library books are
due at the March meeting.**

Browse The Library Thing to pick out a
few titles at: [http://
www.librarything.com/catalog/Kaligrafos](http://www.librarything.com/catalog/Kaligrafos)
then send Brenda Burns an email with
your selection(s) at
library@kaligrafos.com so she can bring
your selections to the meeting.

The membership committee loves to receive
your **card donations** for birthdays or other
occasions. It's so special to share the variety of
talents with our members in this way.

2013-2014 **Directories and name tags** are
available from the Membership Committee at
the monthly meetings. Please assist us by
collecting your directory and name tag
as soon as possible.

2013-2014 Membership

Join Kaligrafos

The Dallas Calligraphy Society

\$25 for individual membership

\$35 for family membership

http://kaligrafos.com/join_us/join_us.html

Like Kaligrafos on...

facebook



4

16



Registration for Legacies, the 33rd International Lettering Arts Conference is open online at www.calligraphyconference.org. This event comes at a very crucial time where computers, tablets and phones have taken over the hand-written word and we need many helping hands for it to be the success it needs to be in the eyes of the public.

If you are interested in volunteering during the conference please sign up online at www.calligraphyconference.org or contact Volunteer Coordinator, Marcy Feldman at volunteers@txlac.org.

The Dancing Letters Scholarship Fund

awards scholarships to events open to the public based on need and demonstrated interest in calligraphy and related arts. For more information, to make donations or to apply for a scholarship call 617-835-6565 or go to: <http://dancinglettersscholarshipfund.org/>

Practice Time

Compiled by
Randy Stewart

An idealist is one who, on noticing that a rose smells better than a cabbage, concludes that it will also make better soup. H. L. Mencken

The test of courage comes when we are in the minority. The test of tolerance comes when we are in the majority.
Ralph W. Sockman

Art is science made clear.
Jean Cocteau

ANYONE CAN DO ANY AMOUNT OF WORK PROVIDED IT ISN'T THE WORK HE'S SUPPOSED TO BE DOING AT THE MOMENT.
ROBERT BENCHLEY

The older I get the better I was. Anonymous

You don't get anything clean without getting something else dirty.
Cecil Baxter

ANY SUFFICIENTLY ADVANCED TECHNOLOGY IS INDISTINGUISHABLE FROM MAGIC.
ARTHUR C. CLARKE

I took your advice to dance like no one was watching and sing like there is no one listening ... Thanks for that. My court date is later this month. Anonymous

The human race has one really effective weapon, and that is laughter.
Mark Twain

No man ever listened himself out of a job. Calvin Coolidge

Harvey's Helpful Hints

by Harvey Anton

Rice Paper If you want to write on Oriental Rice Paper without your nibs sticking or pulling fibers from the paper – simply spray the paper with a coat of acrylic gloss medium or varnish before use, let it dry completely, then start writing.

Stamp Cleaner For the Rubber Stampers: be sure to clean your rubber stamps after use with Windex or 409 cleaner. If you want to make your own solution: 1/2 cup Ammonia, 3/4 cup water, 1/4 cup rubbing alcohol and 1 teaspoon detergent. And a good place to store the stamps is in a Pizza box.

Pointed Nib Reservoir Try this: for a reservoir on a pointed nib use a Mitchell reservoir on the underside of the nib. This can be a real treat for flourishing and longer writing time before re-inking.

Computer Layout Use your computer as a layout tool. Write out the text in an open font to reflect your writing script...adjust accordingly, and complete the typing of the text. This can help immensely for a layout you might be having trouble with (number of lines, line length, height and density, etc.).

Quick Clean Up Stand a roll of paper towels or toilet paper on your desk for quick wipe up of spills and as a quick brush wipe. You can also use the center hole of the toilet paper to store your pencils and brushes and other tools to keep them handy and prevent rolling off the desk.

Shiny Surface Problem Adding a half drop of detergent in your ink will help the ink to adhere to shiny surfaces as you write. Whenever possible before writing, spray the paper with Krylon Fixative, let dry before use.

Bonus Quote Jane Doherty has a delicious quote: "Some people come into our lives and quietly go...some stay a while and leave footprints on our hearts, and we are never, ever the same."

Smooth Gouache When mixing gouache: mix it the night before using so that the pigments will have time to absorb the moisture, and give the glycerine time to evaporate. This will ensure smoother consistency.

Using Stick Ink And if you ever get used to the idea of grinding your own ink stick you will never go back to bottled ink except for quick usages and trials. The grinding process is simple enough-adding a bit of water at a time to get the consistency you want, but mostly giving yourself some quiet time to reflect on what you want to do with the job at hand. Try not to grind more than you need for the job since it will spoil rapidly and you will never match another batch to the first one. But you can keep them in a small, glass, rubber top insulin bottle using a syringe to transfer. Remove any excess air in the bottle when finished...this will keep indefinitely. The Orientals have used snake venom as a binder and preservative. (I don't recommend your doing this.) NEVER TOUCH A STICK INK BRUSH TO YOUR TONGUE!

My vintage nibs, wooden penstoffs, Vintage Penmanship CD's and "Hints" on CD's have been a big hit over the years. I bring some with me to the meetings, but if there are certain ones or quantities you prefer let me know before meeting time and I will either mail them to you or bring them to the meeting for you. There are numerous vintage nibs available so I can't bring all with me to the meetings...but I have a few of the most wanted.

For beautiful writing,

Plano Harvey

Phone: 972-207-1199, 972-307-0172, Email:

penstaff@verizon.net



For a limited time, Debi Sementelli is offering Kaligrafos members 40% off her newest calligraphy font, Belluccia Bold. Just go to MyFonts.com and type in the code GOBOLD at checkout and you'll receive an additional 10% off the Introductory Offer.



LA ROMITA
SCHOOL OF ART

Enjoy a sketching, painting, calligraphy, art adventure in Umbria, Italy with Sharon Zeugin and Sherrie Lovler. Umbria Sketchbook: Portal for Discovery will take place at La Romita School of Art September 22-October 6, 2014.

Our home for two weeks will be the converted monastery, La Romita, which boasts three chefs who will treat us daily to healthy, home-cooked meals. Special dietary needs can easily be accommodated. Rooms are homey and comfortable.

Sharon Zeugin and Sherrie Lovler are veteran artists and travelers who have taught many workshops throughout the USA, Canada.

For more information contact Sharon Zeugin: sharonzeugin@yahoo.com or see the registration form: www.artandpoetry.com/laromita.pdf.

Graceful Envelope Contest

Calligraphers everywhere are invited to enter the 20th annual Graceful Envelope Contest, conducted by the Washington Calligraphers Guild and the National Association of Letter Carriers. This year's theme, The Superlative Letter S, looks for envelopes designed around anything beginning with the letter S.

Winners will be chosen based on artistic hand lettering, creative interpretation of the theme and effective use of color and design, including the incorporation of postage stamp(s). There is no entry fee. Mail your Graceful Envelope, postmarked by Monday, March 24, to:

The Graceful Envelope Contest, 100 Indiana Avenue NW, Washington, DC 20001

Full information and past winners (eye candy!) are available at <http://www.calligraphersguild.org/envelope.html>

Members' Local Classes

Copperplate with Carol Measures Scott

[Click here to Register](#)

(469) 429-0275

[See Sachse Rec Brochure here](#)

Classes held at Sachse Parks & Recreation Meeting Room 5560 Hwy. 78, Sachse, TX 75048 (as reference, the classroom is 15 min. from the Bush/Coit intersection)



Captivating Copperplate 3 - Creating with Copperplate

Fridays

10AM-12PM 1/17-2/28, no class on 2/14

Prerequisite: Familiarity with Copperplate hand.

Class fee: \$90 **Supply fee:** \$12

Oh, the places you'll go as we move to the next level in our delightful journey! You have learned about minuscules and majuscules. What will you create with your new skills? A collection of pleasing projects await you with a whole range from easy to challenging. Students will choose their own adventures with lots of encouragement, tips and guidance along the way from a seasoned teacher.

Workshops taught by Janell Wimberly

www.jkwimberlydesign.com/Home.html

Beverly Stewart: Instructor

Card Making Classes \$5

2nd Tuesdays 7:00 PM to 9:30 PM

At 6805 Oak Falls Dr, McKinney, TX 75070

3rd Saturdays 9:30 AM to 11:30 AM

At THEO: <http://theosonline.org/Locations.htm> or 214-551-5782 or beverlystewart@gmail.com

Bring your own scissors and adhesives. If you make a Stampin' Up! purchase the class is free. As always there is no pressure to buy. Come, make cards and have fun!

Cristie Campo

cristiecampo@mac.com

Collin College Plano Continuing Education

www.collin.edu/ce/register

972.985.3711 to register by phone

Zentangle 1

March/5-April/6

Wednesdays 6:30-9pm

Calligraphy

Mondays, Feb./3-March/17, 6-8:30pm (class will not meet 3/10)

Wednesdays, April/23-May/28, 6-8:30pm

Creative journaling

Wednesdays, Feb/5-Feb/26, 6-8pm

Creative Art Center Dallas

www.creativeartscenter.org/schedules

Beginning Zentangle

Tuesdays (Location Building B)

Jan. 14 to Mar. 4, 6:30pm - 9:30pm (8 weeks)

Mar 25 to May 13, 6:30pm - 9:30pm (8 weeks)

Kaligrafos Valentine Party 2014

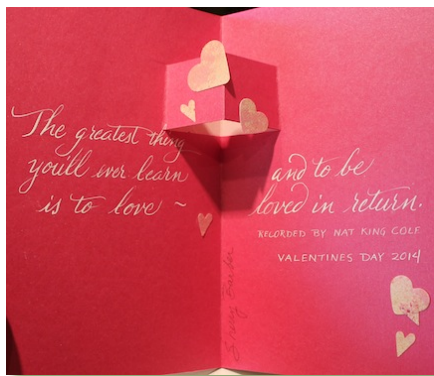
Review by Jeri Wright

Kaligrafos members and guests celebrated the annual Valentine Party on Saturday, February 8th, 2014. The weather cooperated beautifully for an unpredictable winter month.




The two ladies who co-chaired the event themed "Flourishing Hearts", Anita Hofmeister and Wendy Carnegie showed us their talent, creativity and organizational skills. The invitation which they designed and Wendy hand lettered was elegant, and a joy to receive.

Our wonderful hostess, Sherry Barber, once again opened her home and welcomed us with a warm smile.



Earlier in the guild year, it was decided that a Raffle would be held as well. Several members donated calligraphic

items such as original calligraphy art by the guild members and from noted calligraphers outside our area. A newly designed, calligraphic font was offered, along with several other items.



There was much oohing and aahing over all the raffle items and smiles on the faces of those whose numbers were drawn as winners. Thanks to everyone who donated the wonderful items.



Each member and guest who brought a handmade Valentine also received one by randomly drawing a number. It was such fun to receive a special valentine that was created by hand.



Valentine Party continued...




Much time and thought goes into each one and they are all spectacular as well as unique, as you can see by the pictures.

Besides Anita, Wendy and Sherry, others on this monthly team were Lucy Hight, Paula VanWagoner and Sandra Douglas.



Kathy Setina organized the Raffle.

Thanks to you all and other members who donated delectable goodies to share.



A Sampling of the Valentines

