

THE DALLAS CALLIGRAPHY SOCIETY

Calligraphy

This  
Month



Oil Pastels

APRIL 2012 NEWSLETTER  
VOLUME 32 | ISSUE 8



[www.kaligrafos.com](http://www.kaligrafos.com)

April 2012  
Volume 32 Issue 8

Published 10 times a year  
by Kaligrafos,  
The Dallas Calligraphy Society

#### Board Members

President: Sherry Barber  
Vice President: Tom Burns  
Treasurer: Rick Garlington  
Secretary: Catherine Burkhard  
Exhibits: Bonnie Hoffman  
Historian: Catherine Burkhard  
Library: Tom Burns  
Membership: Betty Barna  
Newsletter: Randy Stewart  
Parliamentarian: Catherine Burkhard  
Programs: Anita Hofmeister  
Projects: tba  
Webmaster: Sherry Barber  
Workshops: Jeri Wright / Donna Sabolovic  
Public Relations: Debbie Worden

# President's Letter

## April

*"How do you know you're an artist? You need to create as much as you need to breathe."*

I left the quote above because I think we need to ponder the concept more than a simple glance over. The creative gene is in everyone - though not everyone will explore their potential. I hope that you do. The March meeting was inspiring and I hope that we will see a lot of colored pencil work in your calligraphic art soon. This month will be more techniques for you to use. Carol

Scott will be teaching us how to use oil pastels in your calligraphy. This is not September, but a new box of crayons is just what you may need for the summer heat escape in your studio space.

This past weekend (March 24-25) 20 of us were treated to a Xandra Zamora workshop on Pointed Pen Explorations. Instead of teaching us one or two variations, she taught us how to create our own variations. In the long run, that is much more useful, preparing us to create a hand suitable for our own type of work and subject matter. We all had a great time and were in no danger of starving. We could rename our group "The Food and Fellowship of Artists". Maybe we should focus our next exhibit around a food theme. YUM.

This month is the annual elections so come prepared to cast your vote. We have two members up for the office of President: Betty Barna and Catherine Burkhard. Louise Weber is running for Secretary. Each of these members is a long-time guild member. It is still possible to nominate members for the two offices at the meeting. If you are planning on placing your name or someone else's name in the hat, be certain that they are willing to serve. These are two year terms. Tom Burns will continue as Vice-President and Rick Garlington will continue to serve as Treasurer.

The final Newbie workshop for the year will be April 21. The hand will be Foundational. As the name implies, it is the basis for many of the variations that form the wealth of broad-edged hands. Jeri Wright, who I think started calligraphy at the age of 8, is an awesome teacher and will lead us through the basics. Pun intended. Perhaps you will need to create graduation and congratulations cards as May is almost upon us. Then again, the holidays will be here soon too so it is never too early to start planning your cards.

Also just around the corner is the June workshop Round Robin. Four of our own members will be presenting 4 different subjects over the course of two days. Plan on joining us for a fun weekend. Check out the details on the workshop page.

Sherry Barber



Presidential Seal By Janell Wimberly  
"We Ink 'em Up!"  
(for outgoing president Kathy Setina)



THE DALLAS CALLIGRAPHY SOCIETY

## 2011-2012 Kaligrafos Kalendar

### · General Meetings 2011-2012

Apr 14	10:00 am	Oil Pastels - Carol Scott - <b>First United Methodist Church Richardson</b>
May 12	10:00 am	Reds and Golds - Kathy Setina, Anita Hofmeister, Debbie Worden - <b>First United Methodist Church Richardson</b>

### · Board Meetings 2011-2012

Apr 29	3:00 pm	The Home of Sherry Barber
--------	---------	---------------------------

### · Newbie Workshops 2011-2012

April 21	9:00 am	Foundational - Jeri Wright - <b>Custer Road United Methodist Church</b>
----------	---------	---

### · Kaligrafos Workshops 2011-2012

June 9,10	9:30 am	Round Robin - 4 Kaligrafos Members - <b>Jaycee Park Center for the Arts</b>
October 26,27,28	9:30 am	Barbara Close - <b>Springhill Retreat Center</b>

### · Summer Play Days 2012

July	9:30 am	TBA
------	---------	-----

### · Kaligrafos Exhibits 2011-2012


# Local Classes

**Instructor Carol Scott**

**Private Lessons \$30/Hour**

Fall / Winter  
**Flexible hours**  
 My studio in Sachse  
**Contact: Carol Scott**  
[www.carolscalligraphy.com](http://www.carolscalligraphy.com)

**Joy of Calligraphy \$65/Class Fee**




**\$12/Supply Fee**

Discover the delight of the beautiful art of calligraphy! You will be introduced to the details about tools, letterforms, fun projects and other pertinent information for your level of experience. Both beginners and continuing students are welcome in all sessions.

Ages.....14+  
 Location.....Old City Hall,  
 .....5560 Hwy. 78,  
 .....Sachse, TX 75048  
 Days/Times.....Fridays, 9:00 a.m.-11:00 a.m.

**Italic (Chancery Cursive)**

.....Fridays,  
 Apr 20 - May 25, 6 weeks  
 Class  
 Fee.....\$  
 90 for each six weeks  
 Supply Fee.....\$12/session (new students only, paid to instructor)  
 Supply Fee (returning students)  
 .....TBA (less than \$12)



**Sachse Parks & Rec. flyer**

<http://www.cityofsachse.com/DocumentView.aspx?DID=806>

**Online registration page**

[https://fs3.formsite.com/parksandrecreation/form15/secure\\_index.html](https://fs3.formsite.com/parksandrecreation/form15/secure_index.html)

Benefits:

- Experienced teacher
- Casual, non-intimidating atmosphere
- Plenty of table space
- Quiet classroom
- 5 minutes from George Bush/Hwy 78 intersection
- Easy driving directions - as a point of reference, it takes 16 min. to drive from Coit/Bush to class location; George Bush toll road eastern extension is now open from I-30 to Hwy 78!

**Workshops taught by Janell Wimberly**

[www.jkwimberlydesign.com/Workshops.html](http://www.jkwimberlydesign.com/Workshops.html)

**Beverly Stewart, Instructor**

**Card Making Classes \$5**

**2nd Tuesdays 7:00 PM to 9:30 PM**  
 At 6805 Oak Falls Dr, McKinney, TX 75070

**3rd Saturdays 9:30 AM to 11:30 AM**  
 At THEO - <http://theonline.org/Location.htm>

214/551-5782  
[beverlystewart@gmail.com](mailto:beverlystewart@gmail.com)

Bring your own scissors and adhesives. If you make a Stampin' Up! purchase, the class is free. As always there is no pressure to buy. Come, make cards and have fun!

## Monthly Meeting Location

The Kaligrafos monthly meetings for 2011 - 2012 will be held at the **First United Methodist Church** in Richardson in Room 217 A. The full address is 503 North Central Expressway, Richardson, TX 75080.

This is the location for the **Apr 14, 2012 MONTHLY MEETING**.

A map to the **First United Methodist Church** is to the right. Parking is on the right side (north side) of the building when entering the main parking area from the south bound service road south of Arapaho. A sign says left turn only but you want to live on the wild side and turn right at that sign.

The entry door has short stairs on one side and a ramp on the other side. Take the elevator on the right just inside the hallway to the second floor and go to room 217 A.



**First United Methodist Church**

---

# Announcements

---

DON'T FORGET "The Alan Furber Memorial Educational Fund" when you'd like to...

- ...honor someone (honoree does not have to be a member)
- ...give a memorial in someone's name
- ...commemorate an event
- ...or just to make a donation to the Fund

This special educational fund honors the memory of Charter Member Alan Furber and will provide financial assistance for some of Kaligrafos' educational offerings.

Make checks payable to "Kaligrafos, The Dallas Calligraphy Society".



## REMINDER

All members of the Executive Board are to bring their Job Description Manuals to the Annual Meeting on April 14. Give them to Catherine Burkhard.

Annual Reports from each officer will be available at April Annual Meeting.

### Library Books

**Remember that library books are due at the April meeting!**

Library Books are available to members to further your artistic knowledge. Give yourself a treat! Check something out to study or just to enjoy.

Browse on over to The Library Thing at <http://www.librarything.com/catalog/Kaligrafos> and pick out a few titles this month. Send Tom your selections at [library@kaligrafos.com](mailto:library@kaligrafos.com) so he can bring the books you want to the April meeting.

## 2012-2013 Membership

Join Kaligrafos membership for 2012-2013!

\$25 for individual memberships  
\$35 for family memberships

Look for Kaligrafos on ...

facebook



## Wax On, Wax Off

When cutting and pasting instead of using a glue stick try using a wax stick which will allow you to place an item down without being permanently stuck on the paper – you are able to place the item down and reposition it if desired .. very handy. You can make the bond more permanent by rubbing the item with a bone folder after placing it where you want it.

## Trim the Crust

Soak your ink-crust nibs in vinegar to help remove the ink and or rust. Then with a Dremel buffing wheel buff the nib clean. If the crust is still on the nib you can use a brass Dremel wheel which will help a great deal. The Dremel spins at over 20K rpm so be cautious.

## Nibbling Around

For a transportable nib case use an old cassette case with magnetic strips stuck down and the nibs stuck to the strips. Works great to keep in your tool chest. Another good nib holder is the screw-on, stackable spice holders. They transport beautifully and don't take up much room in your tool chest.

## Harvey's Helpful Hints



### Buff

When in a pinch use manicurist buffing boards to sharpen and polish your nibs. They work great, but keep a 10x loupe handy to check slant and sharpness of the nibs.

### Brushes

Store your brushes in a closed container (cigar box or whiskey canisters available at Christmas time) and add moth balls or moth ball flakes to the container to keep the critters out.

### Don't Slip Up

If you do not have a ruler with an adhesive strip on the underside create your own by sticking down a bathtub mat strip to the backside of your ruler. Works great!

### Insurance

To protect your brushes and pen staffs when transporting use 2 pieces of matboard (one on top of the tools and one on bottom). Secure with 2 rubber bands to insure they won't be lost.

### A Sharp Tip

Keep a sharp tip on your Exacto blade by breaking off the dull tip (1/8") with a pair of pliers. You now have a sharp tip again. Use caution so as not to cut your self-the dull tip is still sharp enough to cut skin.

*NOTE: If you are in need of vintage nibs, my hand-made penstaffs and calligraphic dvd's, look me up at the meetings. I carry several different vintage nibs with me to the meetings. If there are specific nibs that you want, let me know in advance by phone or email and I'll bring them to the meeting (or will be happy to mail them to you). Email: [penstaff@verizon.net](mailto:penstaff@verizon.net) Phone: 972-307-0172*

Till next month  
for Beautiful Calligraphy  
Plano Harvey

## Practice Time

*Behind the phony tinsel of Hollywood lies the real tinsel.*  
Oscar Levant

*Human beings are the only creatures that allow their children to come back home.*  
Bill Cosby

**THE SCIENTIFIC THEORY I LIKE BEST IS THAT THE RINGS OF SATURN ARE COMPOSED ENTIRELY OF LOST AIRLINE LUGGAGE.**  
MARK RUSSELL

The future, according to some scientists, will be exactly like the past, only far more expensive.  
John Sladek

Health nuts are going to feel stupid someday, lying in hospitals dying of nothing.  
Redd Foxx

**TOO BAD THE ONLY PEOPLE WHO KNOW HOW TO RUN THE COUNTRY ARE BUSY DRIVING CABS AND CUTTING HAIR.**  
GEORGE BURNS

**I generally avoid temptation unless I can't resist it.**  
Mae West

**The first time I see a jogger smiling, I'll consider it.**  
Joan Rivers

Advice to writers:  
Sometimes you just have to stop writing.  
Even before you begin.  
Stanislaw J. Lec

The government's view of the economy could be summed up in a few short phrases:  
If it moves, tax it. If it keeps moving, regulate it. And if it stops moving, subsidize it.  
Ronald Reagan

---

# March Program Review

## Prismacolor Colored Pencil Creates a “Red Letter Project”

The March Program was a presentation by Shelley Minnis, an artist and Fine Art Consumer Specialist at Sanford. She showed a Prismacolor product video on how a Prismacolor thick core pencil is made. Then a short history was presented in which we learned that Prismacolor pencils were originally made by Berol beginning in 1938. Lightheartedly, Shelley told us that if your pencils still have the Berol name on them, then you aren't using them enough, because Berol hasn't been the manufacturer for nearly 20 years! She assured us though, that the colored lead formula remains the same.

Shelley described various new artistic tools from the Prismacolor line and informed us that Sharpie brand markers are also manufactured by the company.

One tip she shared was that impressing lines, dents and grooves beforehand on a clean paper surface do not pick up color from a pencil. When the color from the pencil is applied afterward the impressions stay white. Making white lines this way is easier than layering white paint over the waxy pencil medium. Another tip shared was to draw on the smooth side of a sheet of mylar with ink and apply colored pencil to the textured back side. This way your drawing lines remain if you need to remove color from your art.

Shelley gave generous samples to each of those attending the program and some lucky people received some fabulous door prizes.

Kaligrafos gives a big “Thank You” to Shelley for her presentation!

---

## Conference Exhibit Call for Entries

### CALL FOR ENTRIES

The Poetic Pen: Celebrating Calligraphy and Poetry

Exhibition dates: June 22 - July 28, 2012

Location: 23 Sandy Gallery, Portland, Oregon

Entry Deadline: April 20, 2012

23 Sandy Gallery invites you to celebrate the beautiful word by entering The Poetic Pen, a juried exhibition of calligraphic artwork that uses poetry as a primary textual focus. Calligraphers throughout history have employed poetry to illustrate the art and fine craft of lettering, letterforms and calligraphic design. This show is open to pen or brush works in the form of wall-hung pieces, broadsides, books, sculptural objects and more. Will be held in conjunction with the Calligraphy Northwest Calligraphy Conference, which will bring over 500 fans of calligraphy to Portland in June 2012.

Complete information about this show can be found at

<http://www.23sandy.com/poeticpen/callforentries.html>

Even if you cannot attend the conference, You can enter the exhibit. Do it - It improves your work when you are challenged!

---

## Oil Pastels with Carol Scott

*Do oil and calligraphy mix? Yes they do!*

Yes, that's right. April's program will be surprisingly easy and fun - an innovative way to apply your calligraphy skills. Come to our April meeting armed with the supplies listed below. You'll be delighted with what you take home! Beware - this simple technique is addictive. Get ready for some serious fun! Supplies provided for participants.

### Please bring:

- a few newspapers
- a Speedball C-2 nib that can be reserved for this technique only (Carol has some for sale)
- pen staff you prefer using for C-2 nib
- 3 or 4 paper towels

### Optional supplies:

- stylus (almost any kind will work)
  - other sizes, brands of nibs and pen holders
  - scraps of textured art papers such as Canson MiTientes
  - blank card sets you may already have (Carol has some for sale)
-



*Nicole Black and Xandra at work*

# Pointed Pen Explorations

With Xandra Y. Zamora

That's right, we learned our ABC's from XYZ.

Xandra took a very personal approach with each attendee of the 2 day workshop. Before showing us how to break the rules of Copperplate she made sure each of us could follow the rules. That way, when you break a rule for a specific effect it actually works!

Xandra had a handout for everything and taught us the value of using clear mylar sheets and a light table for our guidelines. Variations included longer or shorter ascenders and descenders, changing spacing between letters, changing the slant angle, and her trademark variation she calls "bouncing". Xandra also gave us instruction in flourishing for that extra zing in our work.

Of course, she shared with us some very interesting tips along the way. One tip is that black gouache is superior to ink when writing on envelopes. Gouache sits on the paper and does not feather like ink. Since it sits on top, mistakes can be corrected by using a razor blade to slice the gouache off of the paper without harming the paper. Use a double-edged razor blade, bend it so there is a curve in the sharp edge and carefully scrape/slice off the ink. It might be a good idea to practice this before you actually need to use it. Wearing safety glasses would be good since the blade could snap out of your fingers. Another tip is to use gum sandarac to size soft paper rather than pounce. And who but Xandra would have thought of thinning black gouache with Higgins Eternal Ink. It really keeps your black black instead of watering it down.

Besides the normal technical tips, Xandra also shared from her business experience. Many of us are afraid to charge what our time is worth. She encouraged us to base prices on the time it takes to produce our work and then be firm on those prices. She also explained the importance of a setup fee which pays for the time it takes to consult with a client and prepare and layout the work.

As you can see from the pictures, we had a very happy class. After all, we had a great instructor and great food which made for a great time!

*Photos courtesy of Phil Bruce Photography*



*Julie Yuhanna assisted by Xandra*



*Donna Sabolic*





*Louise Weber*



*Rick Garlington*



*Debi Sementelli*

## HIGHLIGHTS OF PAST KALIGRAFOS MEETINGS

### January 14 - Regular Meeting

42 members and 6 guests present.  
Donna Sabolovic presented program on colored pencils.

### January 14 and 26 Called Board Meetings

Anita Hofmeister approved to fill vacancy of Program Chairman.  
2012-13 Nominating Committee appointed.

### February 11 - Valentine Social & Regular Meeting

Social organized by Lynette Broyles, Ania Hofmeister, Debi Sementelli.  
29 members and 7 guests present.  
Held in home of Sherry Barber.  
Handcrafted Valentines exchanged.  
Announcements included members of Nominating Committee.

### February 19 - Executive Board Meeting

Quorum not present; all decisions to be ratified.  
4 sets of minutes need approval.  
Registration for March 24-25 filling Zamora workshop.  
February 4 Newbie Workshop had 25 attendees.  
Discussed future programs and March exhibit.  
Sales have gone well for the "ABC Book".  
To recommend to membership that last quarter dues increase from \$5 to \$10.  
Discussed Annual Meeting (April) and officer reports.  
To recommend donation of \$200 to "Calligraphy Northwest" Conference.  
Received report from 2012 SouthWest Calligraphy Conference.

### March 3 - Called Board Meeting


Ratified all recommendations/motions from February 19 Board meeting.  
Approved 5 sets of minutes.

### March 10 - Regular Meeting

45 members and 2 guests present.  
March 24-25 workshop full; Instructor Xandra Y. Zamora to add a March 23 lecture.  
Next workshop is a "Round Robin" on June 9-10.  
Approved dues increase for last quarter of fiscal year from \$5 to \$10.  
Nominating Committee Chairman, Louise Weber announced candidates to date for President and Secretary. Nominations may still be made.  
Kathy Setina unveiled picture made of squares done by several members.  
Some Kaligrafos members participating in exhibit by Park Cities Presbyterian.  
Information given about Fort Worth's April 12-15 workshop with Janet Takahashi.  
Cristi Campo accepted in Texas Neighbors Art Competition juried show with oil painting.  
Catherine Burkhard featured in February 26 "Dallas Morning News" article about bookbinding.  
Program featured Shelley Minnis, a Prismacolor representative, who presented a program about all the Prismacolor products, some of which were given as door prizes.

*Catherine Burkhard, Secretary*

# Book of the Month



## *The Universal Penman*

Engraved by George Bickham

*5 Stars*

If you are a pointed pen enthusiast or a history buff or just someone who enjoys beautiful writing then you must take a gander at this book. It contains 212 plates of English writing from the late 17th and early 18th century. It is the only representation of the writing style in this period. Actually, George took on the daunting task of compiling the works of the masters of the time. The Universal Penman was not published as a complete book, but was in fact broken up over 52 publications to subscribers over an eight year period. Those that wanted a complete “book” bound it themselves. Very few original copies exist and most, as you can imagine, are not complete. The downturn in handwriting with the invention of the typewriter left even more of the original prints to collect dust and in general be left untended to succumb to moisture and disarray.

Those copies that did exist were well-worn as this was the intent of the publication, not to be stored away and only looked at with kid gloves. Do NOT expect to learn pointed pen from this book. There is no instruction given, only the plates of the masters of the time. Now, for those with pointed pen experience or those wanting to play and get a “fresh” look of different letters and even design; that is what you will take away from this book. It is a wealth and treasure trove of gorgeous writing to be mimicked for decades to come!

☞ Thomas Burns ☛

## Newbie Workshop Foundational with Jeri Wright



April 21, 2012

9 am until noon

Custer Road United Methodist Church, Plano

(see map on next page.)

### Please bring:

- #2 or #1 1/2 Mitchell nib and pen holder
- Grid pad (8 squares per inch)
- Favorite ink or gouache
- ruler and pencil



This is the resulting piece from the Art Challenge that was organized by Kathy Setina.

Each participant was given a 2" square and asked to replicate it in a larger given dimension.

They did not know what the larger picture was. This shows the skill in replicating the lines and colors and how well the pieces fit when placed back together.

Congratulations and thanks to all who participated.

Special thanks to Kathy!

## Workshop Location

The remaining workshops and play days will STILL be held at the Custer Road United Methodist Church as shown on the calendar.

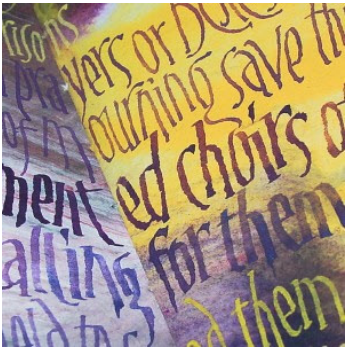
PLEASE NOTE: This location is DIFFERENT from the monthly meeting location.

This is the location for the APRIL 21 WORKSHOP.

A map to the Custer Road United Methodist Church is to the right. We will meet in Room 204 A/B on the second floor. Enter where there are several sets of double doors on the south end of the church, facing Custer. The elevator is ahead on the left. Take it to the second floor. Turn left out of the elevator and we'll be in the first classroom

	Legacy				
	Spring Creek				
Coit Rd	Parker Road	Independence	Custer Road		Alma
	Park				US 75
	Piano Prkwy - 15th St.				
	BUSH - 190				

Custer Road United Methodist Church



# Scribes of Hope II

CIVA Traveling Exhibits - Scribes of Hope II - Tim Botts  
Timothy Botts, Requiem (detail)

All three Abrahamic faiths emphasize the importance of the written word. Following the work of its original authors, generations of scribes faithfully transcribed these words on parchment and paper and honored the text by illuminating it. For today's calligraphers there exists a tension between traditional commitments to create work that is legible and a more contemporary view that emphasizes expressing the spirit of the text. Scribes of Hope II embraces this tension.

This new exhibit will feature 25-30 works across a wide range of approaches including: traditional lettering and illumination; artist books and letterpress work showcasing fresh directions in calligraphic design; and letters created by hand and then scanned in the computer for further alteration. Veteran CIVA member and internationally known calligrapher Timothy Botts will curate this exhibit.

[Call For Entries – submit entries online through June 1, 2012](#)

Travel Schedule for Scribes of Hope II

January 2013

Central Presbyterian Church  
201 Washington Street SW  
Atlanta, GA 30303

Contact: David Vander Meer  
404.601.3138

email: [dvandermeer@cpcatlanta.org](mailto:dvandermeer@cpcatlanta.org) web site: [www.cpcatlanta.org](http://www.cpcatlanta.org)

Link to the page: <http://civa.org/exhibits/traveling-exhibits/scribes-of-hope-ii/>

## Texas ABC'S Book



Kaligrafos  
book for children.

This book was hand lettered and illuminated with an "all things Texas" theme. It is perfect for children and adults as it combines an art book with a fun learning book for children. The book was printed on Tyger paper, a synthetic paper that will not tear (like Tyvek).

members collaborated on an ABC

Order one for yourself and all of the children in your life. 6.5 x 7.5" soft cover.

*\$15.00 plus \$5 shipping*