

THE DALLAS CALLIGRAPHY SOCIETY

Calligraphy

This
Month



Shelley Minnis
Fine Art Consumer Specialist at Sanford

Prismacolor
Red Letter Presentation

MARCH 2012 NEWSLETTER
VOLUME 32 | ISSUE 7



www.kaligrafos.com
 March 2012
 Volume 32 Issue 7

Published 10 times a year
 by Kaligrafos,
 The Dallas Calligraphy Society

Board Members

President: Sherry Barber
 Vice President: Tom Burns
 Treasurer: Rick Garlington
 Secretary: Catherine Burkhard
 Exhibits: Bonnie Hoffman
 Historian: Catherine Burkhard
 Library: Tom Burns
 Membership: Betty Barna
 Newsletter: Randy Stewart
 Parliamentarian: Catherine Burkhard
 Programs: Anita Hofmeister
 Projects: tba
 Webmaster: Sherry Barber
 Workshops: Jeri Wright / Donna Sabolovic
 Public Relations: Debbie Worden

President's Letter

March

"How do you know you're an artist? You need to create as much as you need to breathe."

I came across this quote by Michael Gamley and knew it was true. It certainly does not mean that everything I create is fine art. But by acknowledging that I am an artist, I have given myself permission to explore different mediums to try and find "my voice". It also makes me question whether I have anything to say. Don't mistake me, asking the question is a good thing and the first step to growth. Thank goodness I have a lifetime to find the answer. Grandma

Moses is one of my heroes because of her late start and Georgia O'Keeffe as well who painted until the end. Being an artist is who you are - not what you do.

Speaking of growth - think green; is it any wonder that Saint Patrick's Day is in March when everything is turning green? Or in some parts of the world where they are dreaming of green. Either way, green is a color that signifies growth to me. For calligraphers, that means practicing and learning new skills or putting them to a new and different use. Happily for you, we have just the programs.

Shelly Minnis will be presenting the incredible line of colored pencils that Prismacolor makes. Back in January Donna gave us a great introduction to new ways to use colored pencils in our work. Come this month and build on those skills and learn additional options that are in the colored pencil realm. If the luck of the Irish is with you, you even might win a pencil or two.

At the end of the month we will be treated to a Xandra Zamora workshop on Pointed Pen Explorations. Betty got us warmed up at the February newbie workshop. Thank you to Betty. There was a large crowd showing much interest in the pointed pen. I hope that you have had a chance to practice and will be able to take it to the next level at Xandra's workshop. With so much interest in pointed pen, I hope that we can bring more programs on the subject in the near future.

The Valentine social was a huge success. A huge thank you to Lynette Broyles, her committee and those who contributed food. This includes Debi Sementelli, Anita Hofmeister, Sandra Douglas, Stephanie Bell, Margaret Mall, Betty Barna, Trish Manche, Kathy Setina, Linda Jones and Jean Kooda. The decorations were over the top PINK and the food was awesome. Some incredible valentines were exchanged. I have created a PDF of the cards and put a link to it on the web site below the President's Letter. It will serve as a reminder of the party and an inspiration for next year. Also consider that you can interpret any style of card for a different holiday and it is never too early to start planning. After my daughter's wedding reception, I decided that any party that requires picking up feathers was a good party. A special thank you to the committee for the gift of a beautiful candle to be used on a cake or cupcake or whatever. It is beautiful. Also thanks to Debi for a beautiful heart bowl decorated with her lettering. Absolutely lovely!

Rick Garlington gets special recognition for the inspiration to practice one hour per day. The quality of his lettering, already good, has taken a huge leap forward. I am jealous and promise myself to follow in his footsteps. This quote by Charles Buxton is so appropriate for all of us. I hope that it inspires you to keep practicing and start producing!

"You will never FIND time for anything. If you want time you must MAKE it."

Sherry Barber



Presidential Seal By Janell Wimberly
 "We Ink 'em Up!"
 (for outgoing president Kathy Setina)



THE DALLAS CALLIGRAPHY SOCIETY

2011-2012 Kaligrafos Kalendar

· General Meetings 2011-2012

♣ Mar 10	10:00 am	Prismacolor Red Letter Presentation - Shelley Minnis - First United Methodist Church Richardson
Apr 14	10:00 am	Oil Pastels - Carol Scott - First United Methodist Church Richardson
May 12	10:00 am	Reds and Golds - Kathy Setina, Anita Hofmeister, Debbie Worden - First United Methodist Church Richardson

· Board Meetings 2011-2012

Apr 29	3:00 pm	TBA
--------	---------	-----

· Newbie Workshops 2011-2012

April 21	9:00 am	Foundational - Jeri Wright - Custer Road United Methodist Church
----------	---------	---

· Kaligrafos Workshops 2011-2012

♣ March 24,25	9:30 am	Pointed Pen Explorations - Xandra Zamora - Jaycee Park Center for the Arts
June 9,10	9:30 am	Round Robin - 4 Kaligrafos Members - Jaycee Park Center for the Arts
October 26,27,28	9:30 am	Barbara Close - Springhill Retreat Center

· Summer Play Days 2012

July	9:30 am	TBA
------	---------	-----

· Kaligrafos Exhibits 2011-2012

♣ March 2012	Alphabet Book - Audelia Library
--------------	---------------------------------


Local Classes

Instructor Carol Scott

Private Lessons \$30/Hour

Fall / Winter
Flexible hours
My studio in Sachse
Contact: **Carol Scott**
www.carolscalligraphy.com

Joy of Calligraphy \$65/Class Fee




\$12/Supply Fee

Discover the delight of the beautiful art of calligraphy! You will be introduced to the details about tools, letterforms, fun projects and other pertinent information for your level of experience. Both beginners and continuing students are welcome in all sessions.

Ages.....14+
Location.....Old City Hall,
.....5560 Hwy. 78,
.....Sachse, TX 75048
Days/Times.....Fridays, 9:00 a.m.-11:00 a.m.

Italic (Chancery Cursive)

.....Fridays,
Apr 20 - May 25, 6 weeks
Class
Fee.....\$
90 for each six weeks
Supply Fee.....\$12/session (new students only, paid to instructor)
Supply Fee (returning students)
.....TBA (less than \$12)



Sachse Parks & Rec. flyer

<http://www.cityofsachse.com/DocumentView.aspx?DID=806>

Online registration page

https://fs3.formsite.com/parksandrecreation/form15/secure_index.html

Benefits:

- Experienced teacher
- Casual, non-intimidating atmosphere
- Plenty of table space
- Quiet classroom
- 5 minutes from George Bush/Hwy 78 intersection
- Easy driving directions - as a point of reference, it takes 16 min. to drive from Coit/Bush to class location; George Bush toll road eastern extension is now open from I-30 to Hwy 78!

Workshops taught by Janell Wimberly

www.jkwimberlydesign.com/Workshops.html

Beverly Stewart, Instructor

Card Making Classes \$5

2nd Tuesdays 7:00 PM to 9:30 PM
At 6805 Oak Falls Dr, McKinney, TX 75070

3rd Saturdays 9:30 AM to 11:30 AM
At THEO - <http://theonline.org/Location.htm>

214/551-5782
beverlystewart@gmail.com

Bring your own scissors and adhesives. If you make a Stampin' Up! purchase, the class is free. As always there is no pressure to buy. Come, make cards and have fun!

Monthly Meeting Location

The Kaligrafos monthly meetings for 2011 - 2012 will be held at the First United Methodist Church in Richardson in Room 217 A. The full address is 503 North Central Expressway, Richardson, TX 75080.

This is the location for the Mar 10, 2012 MONTHLY MEETING.

A map to the First United Methodist Church is to the right. Parking is on the right side (north side) of the building when entering the main parking area from the south bound service road south of Arapaho. A sign says left turn only but you want to live on the wild side and turn right at that sign.

The entry door has short stairs on one side and a ramp on the other side. Take the elevator on the right just inside the hallway to the second floor and go to room 217 A.



First United Methodist Church

Announcements

DON'T FORGET "The Alan Furber Memorial Educational Fund" when you'd like to...

- ...honor someone (honoree does not have to be a member)
- ...give a memorial in someone's name
- ...commemorate an event
- ...or just to make a donation to the Fund

This special educational fund honors the memory of Charter Member Alan Furber and will provide financial assistance for some of Kaligrafos' educational offerings.

Make checks payable to "Kaligrafos, The Dallas Calligraphy Society".



Library Books

Remember that library books are due at the March meeting!

Library Books are available to members to further your artistic knowledge. Give yourself a treat! Check something out to study or just to enjoy.

Browse on over to The Library Thing at <http://www.librarything.com/catalog/Kaligrafos> and pick out a few titles this month. Send Tom your selections at library@kaligrafos.com so he can bring the books you want to the March meeting.

2011-2012 Membership

Join Kaligrafos membership for 2011-20112!

\$25 for individual memberships
\$35 for family memberships

Look for Kaligrafos on ...

facebook





Temper, Temper

If you want to temper your nibs to remove the factory oil and/or lacquer put the nibs into a strainer, immerse them into a pot of boiling water for 30 seconds, remove the nibs and strainer, dry the nibs and let cool .

Do It Yourself

Make your own embossing fluid by using one part glycerine and 2 parts distilled water (you might want to add a drop of watercolor to see where you wrote). As this liquid dries rapidly only write a short line, sprinkle the embossing powder on the wet solution, heat the powder with a heat gun and it will emboss. Gold ink with embossing powder looks super!

Tearing It Up

For a handy tool, glue the serrated strip from a "plastic wrap" box onto a ruler to facilitate tearing paper.

One, Two Punch

To keep a paper punch from sticking try punching through wax paper a few times.

Harvey's Helpful Hints Corner It

When addressing envelopes, writing name tags, place cards, etc. pre-line a sheet for the size nib you will be using, and glue a mat board "L" corner to position the envelope. You can also mount this "L" corner to "Underliners". Of course a light box comes in very handy here.

Ink Rx

Transfer ink into a medicine hypo bottle (with the rubber top) by drawing the ink into a syringe then releasing the ink into this air-tight bottle. Be sure to release any excess air pressure in the bottle by removing the syringe slider and inserting the empty syringe into the bottle. This makes for easy, non-spilling transportation of fresh ink.

Look Sharp

If you have a Dremel tool with a buffing wheel it can be indispensable for buffing your nibs after sharpening them. The buffing wheel removes any burrs left on the nib after sharpening. And of course you can sharpen the nib with a Dremel sanding disk attachment. A word of caution: the motor revolves

at over 20,000 r.p.m. so a slight touch of the sander will remove enough metal. Keep a 10x loupe handy to check the nib sharpening angle and see how much metal you have removed. Be extremely cautious – once the metal has been removed you will not be able to put it back. So have a spare nib of the same size available – just in case.

NOTE: Along with my calligraphic CD's and penstoffs I always bring some vintage nibs to the meetings, but I can't bring all my stock with me (far too many) so if there are certain nibs you want or need let me know in advance by phone or email and I will either bring them to the meeting or mail them to you as per your request.

Till next month
for Beautiful Calligraphy
Plano Harvey

Practice Time

I would rather be exposed to the inconveniences attending too much liberty than to those attending too small a degree of it.

Thomas Jefferson

People want economy and they will pay any price to get it.

Lee Iacocca

Now and then an innocent man is sent to the legislature.

Kin Hubbard

PEOPLE WHO WORK SITTING DOWN GET PAID MORE THAN PEOPLE WHO WORK STANDING UP.
OGDEN NASH

When you are eight years old, nothing is any of your business.

Lenny Bruce

NOSTALGIA ISN'T WHAT IT USED TO BE.

PETER DE VRIES

Anyone who goes to a psychiatrist ought to have his head examined.

Samuel Goldwyn

Suburbia is where the developer bulldozes out the trees, then names the streets after them.

America believes in education:

the average professor earns more money in a year than a professional athlete earns in a whole week.

Evan Esar

When buying and selling are controlled by legislation, the first things to be bought and sold are legislators.

P. J. O'Rourke

March Program

Prismacolor Colored Pencil Creates a “Red Letter Project”

Shelley Minnis, is an artist and Fine Art Consumer Specialist at Sanford.

Shelley works with Prismacolor products exploring processes and techniques. She has a BFA from the University of North Texas and taught art for 10 years in the public schools. For the past 13 years she has worked with Prismacolor as a product specialist and travels in the western half of the US calling on universities and art/design centers. She also works with fine art groups to give product presentations. On a personal note, she recently illustrated a cookbook for a community charity group. Along with her art, she enjoys exercising, traveling and volunteering as a mentor.

Join Shelley Minnis for a Prismacolor product overview with a focus on techniques showing Calligraphy enhancement with colored pencils.

Samples, materials and door prizes will be provided.

Shelley Minnis
972-393-3833 office
469-471-8211 cell
Shelley.minnis@sanford.com

Conference Exhibit Call for Entries

CALL FOR ENTRIES

The Poetic Pen: Celebrating Calligraphy and Poetry

Exhibition dates: June 22 - July 28, 2012

Location: 23 Sandy Gallery, Portland, Oregon

Entry Deadline: April 20, 2012

23 Sandy Gallery invites you to celebrate the beautiful word by entering The Poetic Pen, a juried exhibition of calligraphic artwork that uses poetry as a primary textual focus. Calligraphers throughout history have employed poetry to illustrate the art and fine craft of lettering, letterforms and calligraphic design. This show is open to pen or brush works in the form of wall-hung pieces, broadsides, books, sculptural objects and more. Will be held in conjunction with the Calligraphy Northwest Calligraphy Conference, which will bring over 500 fans of calligraphy to Portland in June 2012.

Complete information about this show can be found at

<http://www.23sandy.com/poeticpen/callforentries.html>

Even if you cannot attend the conference, You can enter the exhibit. Do it - It improves your work when you are challenged!

Sherry Barber

Xandra Y. Zamora

 CALLIGRAPHY & DESIGN

Having the good fortune to travel extensively while growing up, no matter where life takes her, Xandra always feels at home with the letters A-Z. Educated in the United States and England, she worked in the corporate world for many years. Self-taught until discovering the Society for Calligraphy in Los Angeles, Xandra has since had the good fortune to study with some of the world's foremost calligraphic artists. With training and experience in nearly every calligraphic hand, she specializes and excels in pointed pen lettering. With the launch of her calligraphy business in 1998, Xandra provides calligraphy and design services from her studio in Los Angeles, California. Xandra's client list includes high-profile individuals as well as A-list celebrities and legendary rock stars, and her work has appeared in numerous magazines such as Brides, Modern Bride, Elegant Bride, Inside Weddings, Martha Stewart Weddings, Letter Arts Review, People and US Magazines. You can also see her work in print, television, films such as Disney's "Pirates of the Caribbean II : Dead Man's Chest," www.xyzink.com

Pointed PEN Explorations

DESCRIPTION

We will cover the how-tos and the basic principles of using a pointed pen. Then we will review the English Roundhand or Copperplate style and its ductus before getting in to some of the finer points of executing it well. Next, we will examine traditional "edge pen" hands and how to accomplish them with a pointed pen. Finally, we will consider some updated vintage styles as well as explore some new and contemporary lettering. Throughout the class, conversation often turns to such studio topics as papers, gouache, nibs, etc. The goal of the class is to review and refresh letter construction and technique, and discover new styles for those with previous experience, and to instruct [in a basic way] those with no prior experience working with this tool.

SUPPLY LIST: No. 2 Pencil, Straight Pen Holder, Oblique Pen Holder, Higgins Eternal Ink, Jet Black Gouache (Winsor & Newton Designer's Gouache is my favourite), layout or other smooth paper (Clairfontaine or Rhodia are good brands).

SATURDAY AND SUNDAY, MARCH 24 and 25, 2012
Jaycee Park (Center for the Arts) Irving 9:30 to 4:30

Workshop Fee—\$100 plus \$10 supply fee

Non-member fee is \$125 plus supply fee

To register: Send your check for \$100 payable to KALIGRAFOS

To : Donna Sabolovic 422 Provincetown Lane, Richardson, TX 75080

Name _____

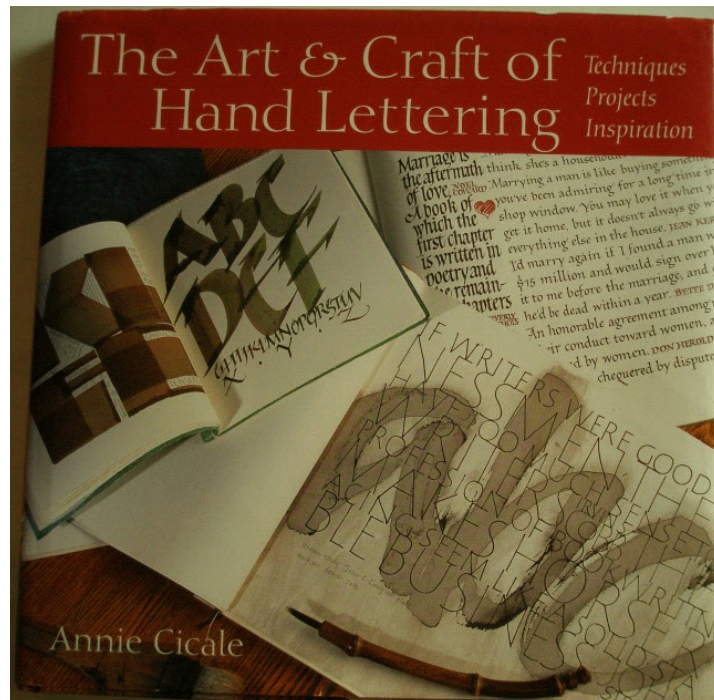
Address _____

Email _____ phone _____

Direct Questions to Donna: dsabolovic@sbcglobal.net 972 234-3748

PRIORITY REGISTRATION GIVEN TO MEMBERS —REGISTRATION FOR NON MEMBERS OPENS AFTER February 25, 2012

Book of the Month



Library Book Review

The Art and Craft of Hand Lettering

By Annie Cicale

This is an excellent informational book on all things calligraphic. This book contains tools, materials, vocabulary information on the names of parts of the letters and a guide to the particular sequence of strokes, pen angle and basic strokes used in the making of letters.

This is information I have not seen in any other calligraphy books.

Along with that, the book includes very good sample alphabets of broad edge letterforms. Foundational, Roman Capitals, Italic, Uncial, Black Letter and Neuland lettering styles, along with detailed written and illustrative samples of how to construct these letters.

There are chapters on Pointed Pen, Pointed Brush, Ruling Pen and drawn letterforms. If that isn't enough there are sections on how to use your calligraphy: greeting cards, addressing envelopes, journals, and design.

The book is also filled with beautiful photographed samples of calligraphic artwork from many established calligraphers.

This is definitely a five star book and one to add to your personal library.

Five Star Book review by Donna Sabolovic



Texas Lettering Arts Council presents

Optimizing Your Art!

Friday, MAR 23, 2012 - Dinner & Lecture

*Tips & Tricks for Preparing
Your Art for Reproduction*

with Xandra Y. Zamora

5:30pm to 6:45pm
Informal Dinner

7:00pm to 8:15pm
Lecture

\$20 INCLUDES DINNER

Join us Friday evening for dinner and a demonstration/lecture with professional calligrapher, Xandra Zamora. Her work has been featured in lettering and wedding etiquette books, and numerous magazines.


Xandra will take the mystery out of scanning and digitizing your original artwork for any kind of print method using a scanner, and Adobe Creative Suite. Learn time-saving tips from the experience of a master!


JAYCEE PARK CENTER FOR THE ARTS

1975 Puritan Drive
Irving, TX 75061

RSVP BY MARCH 20, 2012 to avoid cancellation
so we can order enough food for dinner.

Contact Angie Vangalis, angie@txlac.org or 214-957-1736 for more info.





Scribes of Hope II

CIVA Traveling Exhibits - Scribes of Hope II - Tim Botts
Timothy Botts, Requiem (detail)

All three Abrahamic faiths emphasize the importance of the written word. Following the work of its original authors, generations of scribes faithfully transcribed these words on parchment and paper and honored the text by illuminating it. For today's calligraphers there exists a tension between traditional commitments to create work that is legible and a more contemporary view that emphasizes expressing the spirit of the text. Scribes of Hope II embraces this tension.

This new exhibit will feature 25-30 works across a wide range of approaches including: traditional lettering and illumination; artist books and letterpress work showcasing fresh directions in calligraphic design; and letters created by hand and then scanned in the computer for further alteration. Veteran CIVA member and internationally known calligrapher Timothy Botts will curate this exhibit.

[Call For Entries – submit entries online through June 1, 2012](#)

Travel Schedule for Scribes of Hope II

January 2013

Central Presbyterian Church
201 Washington Street SW
Atlanta, GA 30303

Contact: David Vander Meer
404.601.3138

email: dvandermeer@cpcatlanta.org web site: www.cpcatlanta.org

Link to the page: <http://civa.org/exhibits/traveling-exhibits/scribes-of-hope-ii/>

Texas ABC'S Book



Kaligrafos
book for children.

This book was hand lettered and illuminated with an "all things Texas" theme. It is perfect for children and adults as it combines an art book with a fun learning book for children. The book was printed on Tyger paper, a synthetic paper that will not tear (like Tyvek).

members collaborated on an ABC

Order one for yourself and all of the children in your life. 6.5 x 7.5" soft cover.

\$15.00 plus \$5 shipping

Valentine Social Report



This is but a small sample of the handmade cards and other decorations seen at our February Valentine Social. Go to www.Kaligrafos.com and click the link at the bottom of the President's Letter to see them all. Our youngest "member" was also present. Welcome, Sophie Adamson!

