


THE DALLAS CALLIGRAPHY SOCIETY

Kalifornia

This  
Month



Greeting Card made by member Beverly Stewart

# Tom and the Tool Time Guys

OCTOBER 2011 NEWSLETTER  
VOLUME 32 | ISSUE 3



[www.kaligrafos.com](http://www.kaligrafos.com)  
October 2011  
Volume 32 Issue 3

Published 10 times a year  
by Kaligrafos,  
The Dallas Calligraphy Society

#### Board Members

President: Sherry Barber  
Vice President: Tom Burns  
Treasurer: Rick Garlington  
Secretary: Catherine Burkhard  
Exhibits: Bonnie Hoffman  
Historian: Catherine Burkhard  
Library: Tom Burns  
Membership: Betty Barna  
Newsletter: Randy Stewart  
Parliamentarian: Catherine Burkhard  
Programs: Nan Kirby  
Projects: tba  
Webmaster: Sherry Barber  
Workshops: Jeri Wright / Donna Sabolovic  
Public Relations: Debbie Worden

# President's Letter

## October

I hope that the cooler weather has been inspiring to produce more art. I have just spent a week in Telluride, Colorado where it was beautifully cool and stunning as the Aspens were changing to a beautiful golden yellow. I took a class in design where we were told to arrive as blank slates. We were given a choice of one of three subjects and had to make a selection. We were then guided in the process of creating a book of 5 spreads with no color, no pictures, and no words. Just white on white and with the supplies set out for us. Limiting your choices was the first step in increasing the creativity. I suspect

that we all have too many options in our studios and it can be overwhelming to try and decide which medium to select, which quote and so on.

I recently read an article on the question of sparking creativity by Nancy Leavitt in the Guild of Book Workers Newsletter. She said that it most definitely can be sparked and learned. She compared it to cooking: design elements are the ingredients and design principles are the recipes. The elements include line, shape, mass, space and color. The principles include unity, variety, balance, emphasis, rhythm, proportion and scale. There are books and classes galore on the subject of design. Check one out from the library and be inspired. I am certain that you all have your own collection of quotes to choose from. Pick one at random and give yourself a little challenge to create a small work of art. Give yourself the gift of creating something every week (day?). Just like cooking, your skills will develop. If you are ready for the next step, we have Georgia Deaver presenting the Design workshop at the end of October. Don't miss it.

Last month we had a fabulous presentation on the IAMPETH conference by Donna Sabolovic, Jeri Wright, and Debi Sementelli. They made each of us wish we had been so fortunate as to have attended. Thank you very much.

We have had good sales of our ABC books so far. This month we are selling at the Fall Bazaar of the First United Methodist Church in Allen on October 29th. Thank you very much to all who have agreed to participate. If you want to sell some of your art work, start getting it ready. I'll send another note with the details.

This month will be a treat for you all as Tom, the VP, will not only be leading you, but presenting the program as well. Come prepared with any questions that you might have regarding a tool that you have or found and want to know what it is supposed to do. I will be in Boston attending the Guild of Book Workers Standards Convention while you are meeting this month. I will miss you all and see you in November.

Keep practicing and start producing!

Sherry Barber



Presidential Seal By Janell Wimberly  
"We Ink 'em Up!"  
(for outgoing president Kathy Setina)



THE DALLAS CALLIGRAPHY SOCIETY

## 2011-2012 Kaligrafos Kalendar

### · General Meetings 2011-2012

|        |          |  |
|--------|----------|--|
| Oct 8  | 10:00 am | Tools - Tom Burns and the Tool Guys - <b>First United Methodist Church</b>                           |
| Nov 5  | 9:30 am  | Field Trip to Paper Arts - - 118 Peak St, Dallas - 214-828-9494                                      |
| Nov 12 | 10:00 am | Lindisfarne Gospels / Annual Bazaar - Honor Hill - <b>First United Methodist Church</b>              |
| Dec 3  | 10:00 am | Open Play Day - <b>Custer Road Methodist Church</b>  |
| Jan 14 | 10:00 am | Color Pencils - Donna Sabolovic - <b>First United Methodist Church</b>                               |
| Feb 11 | 10:00 am | Valentine's Social - Home of Sherry Barber   |
| Mar 10 | 10:00 am | Vendor Program - tba - <b>First United Methodist Church</b>  |
| Apr 14 | 10:00 am | Oil Pastels - Carol Scott - <b>First United Methodist Church</b>                                     |
| May 12 | 10:00 am | Reds and Golds - Kathy Setina, Anita Homeister, Debbie Worden - <b>First United Methodist Church</b> |

### · Board Meetings 2011-2012

|        |         |     |
|--------|---------|-----|
| Nov 6  | 3:00 pm | TBA |
| Feb 19 | 3:00 pm | TBA |
| Apr 29 | 3:00 pm | TBA |

### · Newbie Workshops 2011-2012

|             |         |  |
|-------------|---------|--|
| November 19 | 9:00 am | Italic - Kathy Setina - <b>Custer Road Methodist Church</b>                |
| February 18 | 9:00 am | Pointed Pen Variations - Betty Barna - <b>Custer Road Methodist Church</b> |
| April 21    | 9:00 am | Foundational - Jeri Wright - <b>Custer Road Methodist Church</b>           |

### · Kaligrafos Workshops 2011-2012

|                  |         |   |
|------------------|---------|---|
| October 22,23    | 9:30 am | Design - Georgia Deaver - <b>Jaycee Park Center for the Arts</b>                  |
| March 24,25      | 9:30 am | Pointed Pen Explorations - Xandra Zamora - <b>Jaycee Park Center for the Arts</b> |
| June 9,10        | 9:30 am | Round Robin - 4 Kaligrafos Members - <b>Jaycee Park Center for the Arts</b>       |
| October 26,27,28 | 9:30 am | Barbara Close - <b>Springhill Retreat Center</b>                                  |

### · Summer Play Days 2012

|      |         |     |
|------|---------|-----|
| July | 9:30 am | TBA |
|------|---------|-----|

### · Kaligrafos Exhibits 2011-2012

|            |                                       |
|------------|---------------------------------------|
| October    | Letters of the Month - Manske Library |
| November 5 | Letters and Book Extravaganza - TBA   |
| March 2012 | Alphabet Book - Audelia Library       |

# Local Classes

## Private Lessons \$30/Hour

Fall / Winter  
flexible hours  
My studio in Sachse  
**Contact: Carol Scott**  
[www.carolscalligraphy.com](http://www.carolscalligraphy.com)

## Joy of Calligraphy \$65/Class Fee \$12/Supply Fee

Beginning & Continuing  
Discover the delight of the beautiful art of calligraphy! In a relaxing environment, you will be introduced to the details about tools, letterforms, practice and other pertinent information for your level of experience

**Instructor: Carol Scott**

### Session 2

**Topic - BlackLetter (Gothic)**

Thursdays, 9 - 11 AM

October 6, 13, 20, 27

### Session 3

**Topic - Italic (Chancery)**

Thursdays, 9 - 11 AM

November 3, 10, 17, Dec. 1 (no class Nov. 24)

**Sachse Parks & Recreation Department**

**Registration begins Aug. 15 online through**

[https://fs3.formsite.com/parksandrecreation/form15/secure\\_index.html](https://fs3.formsite.com/parksandrecreation/form15/secure_index.html)

**Mouse over Departments: Parks & Recreation:**

**Class Brochure: Class Registration**

**Class fee: \$65 Supply fee: \$12**

## Perks

Large classroom space

Plenty of table space

Quiet classroom

Casual, non-intimidating atmosphere

Easy driving directions - classes held near Hwy

78/Murphy Rd. (as a point of reference, it takes 16

min. to drive from Coit/Bush to class location)

Class brochure

[http://www.cityofsachse.com/DocumentView.aspx?](http://www.cityofsachse.com/DocumentView.aspx?DID=694)

[DID=694](http://www.cityofsachse.com/DocumentView.aspx?DID=694)

## Workshops taught by Janell Wimberly

[www.jkwimberlydesign.com/Workshops.html](http://www.jkwimberlydesign.com/Workshops.html)

## Card Making Classes \$5

**2nd Tuesdays** 7:00 PM to 9:30 PM

At 6805 Oak Falls Dr, McKinney, TX 75070

**3rd Saturdays** 9:30 AM to 11:30 AM

At THEO - <http://theonline.org/Location.htm>

**Beverly Stewart, Instructor**


214/551-5782

[beverlystewart@gmail.com](mailto:beverlystewart@gmail.com)

Bring your own scissors and adhesives. If you make a Stampin' Up! purchase, the class is free. As always there is no pressure to buy. Come, make cards and have fun!



BlackLetter



Italic

## Monthly Meeting Location

The Kaligrafos monthly meetings for 2011 - 2012 will be held at the First United Methodist Church in Richardson in Room 217 A. The full address is 503 North Central Expressway, Richardson, TX 75080.

This is the location for the Oct 8, 2011 MONTHLY MEETING.

A map to the First United Methodist Church is to the right. Parking is on the right side (north side) of the building when entering the main parking area from the south bound service road south of Arapaho. A sign says left turn only but you want to turn right at that sign.

The entry door has short stairs on one side and a ramp on the other side. Take the elevator on the right just inside the hallway to the second floor and go to room 217 A.



First United Methodist Church



# Announcements

## 2011-2012 Membership

You still have time renew your Kaligrafos membership for calendar year 2011-20112!

\$25 for individual memberships  
\$35 for family memberships

## Just a MINUTE

### September MEETING HIGHLIGHTS

#### REGULAR MEETING HIGHLIGHTS - September 10, 2010

The highlights of the Regular Meeting on Saturday, September 10 are:

- reminders about the Letters Challenge exhibit during October;
- spaces remain for October 22-23 Georgia Deaver Workshop;
- volunteers still needed for Oct. 29 sales booth at First Methodist, Allen;
- 2011-12 budget approved;
- 2011-12 Membership Directories available along with name tags;
- "ABC Book" available for sale;
- program reported on IAMPETH Convention which included Jeri Wright, Donna Sabolovic, and Debi Sementelli;
- "Creative Page Exchange" endeavor introduced;
- 33 members and 1 guest present; 9 door prizes; and
- chairman and committee needed for Valentine Social.

--Catherine Burkhard, Secretary

### Library Books

Remember that library books are due at the October meeting!

Library Books are available to members to further your artistic knowledge. Give yourself a treat! Check something out to study or just to enjoy.

Browse on over to The Library Thing at <http://www.librarything.com/catalog/Kaligrafos> and pick out a few titles this month. Send Tom your selections at [library@kaligrafos.com](mailto:library@kaligrafos.com) so he can bring the books you want to the October meeting.

Look for Kaligrafos on ...

facebook



### ANNOUNCEMENT

The Saint John's Bible Series

Those interested in obtaining the latest volume, "Historical Books", #6 in The Saint John's Bible series of 7 books, can contact

Catherine Burkhard

214.363.7946

[bookltrs@att.net](mailto:bookltrs@att.net)

She can get this book or any of the other 5 books

Field Trip to Paper Arts on Saturday, Nov 5.  
Meet at Paper Arts, 118 Peak St, Dallas, TX at 9:30 am. Phone is 214-828-9494

DON'T FORGET "The Alan Furber Memorial Educational Fund" when you'd like to...

...honor someone (honoree does not have to be a member)

...give a memorial in someone's name

...commemorate an event

...or just to make a donation to the Fund

This special educational fund honors the memory of Charter Member Alan Furber and will provide financial assistance to some of Kaligrafos' educational offerings

Checks payable to "Kaligrafos, The Dallas Calligraphy Society".

# Harvey's Helpful Hints



## Quick Tips

Need to get rid of some junk jewelry that has collected - take it apart and use pieces to decorate your art and cards!

To remove stuck or hard to open jar lids use a nutcracker instead of pliers. The plastic caps won't crack as easily.

Q-tips dipped in bleach can be used to make designs on colored paper.

Use old Slinkies from your children for drying envelopes, cards, etc. Mount onto a box lid to be handy to move around.

The King James version of the Bible is copyright free.

For the most permanent color gouache use "A" permanence.

Keep a 10 power loupe handy for reading nibs sizes, and anything else that is hard to read with the naked eye.

Hang your brushes upside down.

## Colored Ink

To make colored inks from gouache use 1/2" gouache, 2 drops alcohol, 10 drops gum Arabic and

add distilled water to the consistency desired.

## Decorations

Need a quick touch of color to your art simply shave off colored pencils or pastel stick powder onto your paper. Rub in gently with a clean cloth.

For best aesthetic design only flourish one corner of a capital letter.

## Main Squeeze

Use sponges for all sorts of uses at your work station to hold nibs, pens, pencils, brushes, ink bottles, x-acto knives and a sponge inside a dip bottle. They will soon replace most anything else you use - either mount permanently or leave loose depending on what item you have inserted.

## Square

If you normally mount your t-square on the left side of the table, hold it with the left hand and draw with the right hand,

try something different: mount the t-square on the right side of the table, hold it with the left hand and draw lines with the right hand. This method might make for a more steady t-square.

"Before borrowing money from a friend - decide which you need more."

*NOTE: We stock many vintage nibs, handmade pen staffs and have calligraphic DVD's available at the meetings. The vintage nibs are increasingly difficult to obtain since they are not made any longer. And now we offer our penstaffs "to your specifications" - you choose the shaft length, size and nib holder to accommodate your special nib. Just let me know your preferences by email or phone and we'll have them at the next meeting.*

Till next month  
for Beautiful Calligraphy  
*Plano Harvey*

## Practice Time

Americans will put up with anything provided it doesn't block traffic.

Dan Rather

*Reality is the leading cause of stress amongst those in touch with it.*

Jane Wagner

**NO MAN NEEDS A VACATION SO MUCH AS THE MAN WHO HAS JUST HAD ONE.**  
ELBERT HUBBARD

If winning isn't everything, why do they keep score?

Vince Lombardi

**Eagles may soar, but weasels don't get sucked into jet engines.**  
John Benfield

*There are times when parenthood seems nothing but feeding the mouth that bites you.*  
Peter De Vries

**HORSE SENSE IS THE THING A HORSE HAS WHICH KEEPS IT FROM BETTING ON PEOPLE.**  
W. C. FIELDS

**Life is a long lesson in humility.**  
James M. Barrie

As you journey through life take a minute every now and then to give a thought for the other fellow.

He could be plotting something.

Hagar the Horrible

A hypocrite is a person who--but who isn't?  
Don Marquis

# The October program

Tom and his gang promise to present an informative and probably hilarious look at the various tool options available to today's calligraphic artist. Like his library gang presentation, this one will be one that you do not wish to miss.

Tools....What do you think of when you hear the word tools and calligraphy together? There can't be that much, right? I mean it's only writing. How much could there really be? A nib, paper, and ink; what more is there?

Well, I'm glad you asked. The October program is all about calligraphy tools and you will be amazed at what there is in the way of "tools" for us as letter artists. Simply put, all you really need is paper, a nib, holder, and ink but there is oh, sooooo much more! Line guide, T-Square, Light Box, Automatic Pens, Witch Pens, Ruling Pens, Soap Stone, Oblique and Straight holders, Pilot Pen, Tracing Paper, Sandarac, Mortar and Pestle, and the list goes on, and on, and on. You know Guys like showing their tools off and talking shop and this will be no exception!

The Tool Time Guys have the tools and answers to all your tool questions. Do you have a question that can stump them, or a tool none of them have ever seen? Start thinking now and going through your dark and dusty corners and bring your obscure tool to the October meeting. Feel free to bring any tool you might have if you have questions on or about it and the Tool Time Guys will answer all.

---

## Texas ABC'S Book



Kaligrafos members collaborated on an ABC book for children.

This book was hand lettered and illuminated with an "all things Texas" theme. It is perfect for children and adults as it combines an art book with a fun learning book for children. The book was printed on Tyger paper, a synthetic paper that will not tear (like Tyvek).

Order one for yourself and all of the children in you life. 6.5 x 7.5" soft cover.

*\$15.00 plus \$5 shipping*



# Book of the Month

## *The Decorated Journal*

by Gwen Diehn

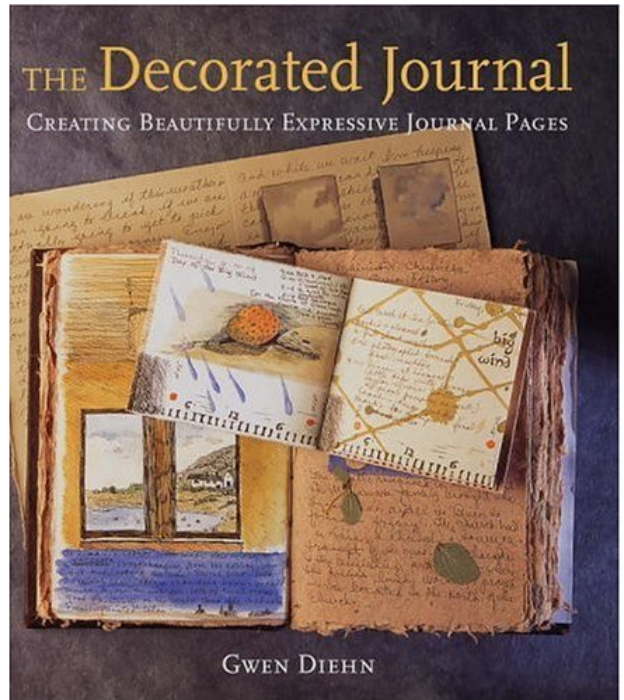


We have a wonderful book in our library, *The Decorated Journal*, by Gwen Diehn, that might be of interest to many of you. For those of you who like to keep journals or travel and want to try journaling, this book will get you started.

The basics on paints, palettes, paper, brushes, adhesives and more are covered as well as how to layer, draw accurately, and bind your journal. After looking this book over, I was left with the feeling that all is possible and in fact I'm ready to start mine A.S.A.P. I really hate returning this book to the library so I plan to purchase one for myself. The examples are lush!

I give this book a five star rating.


By the way we have Sherry Barber to thank for this donation to our library.



Nan Kirby

## The September program

was a program reminiscing about the IAMPETH Conference through the eyes of Jeri, Debi, and Donna.



Classes at IAMPETH are hands on and the examples displayed by our presenters made the rest of us wish we could have gone.

...Randy Stewart



---

# Spotlight on ... ... Beverly Stewart

made in the club.

**What is my favorite hand?**

Remember? I don't do calligraphy. I guess I would have to say that Randy's copperplate is my favorite hand.

**What is my favorite medium?**

Heat embossing.

**What is my favorite tool?**

It's a toss-up between the rubber stamps and my Big Shot (which I mostly use for dry embossing.)

**What do I do with my calligraphy? ...or What do I do with my cards?**

1. The main reason I make cards is for fun. It relaxes me to get messy and create something. As much money as I have spent on this hobby, it's still cheaper than going to the mall or re-decorating the house when I need a creative outlet.

2. I send birthday cards to my friends and family as well as my 50+ students. I also use them to encourage my friends when they are sick or going through hard times--I call this my "ministry of correspondence." At Christmas I make around 200 cards to send to our friends and family scattered across the country (we've lived all over the south.) I think keeping in touch with friends in a non-digital, personal way is important.

3. Besides that, I am a Stampin' Up! demonstrator and I teach card-making classes specializing in techniques. This supports my hobby and helps me find new friends who love to stamp.

**What would I tell a new calligrapher?**

I would tell them to join Kaligrafos--it's the greatest calligraphy club in the USA!

**What about my family life?**

Randy and I have been married for 30 years and have two grown children--a married son in Chattanooga and a daughter in California.

**How long have I lived in the Dallas area?**

We have lived in McKinney for 8 years now.

**What about my "other life?"**

I am a self-employed teacher. I teach high school homeschoolers a rigorous three-year college-prep course called World Views of the Western World. I have 6 small classes of teens for 3 hours a week, then give them

**How did I get started in calligraphy?**

Actually...I play with rubber stamps and make cards...I don't do calligraphy at all. I leave the perfectionistic hobbies to my husband.

**How did I hear about Kaligrafos?**

My husband, Randy, brought me to a meeting. He was excited about joining and knew I liked to play with paper, too. He saw elements of the club he knew would interest me.

**What keeps me coming back to Kaligrafos?**

The fun technique classes and the friends I've






homework such as: "Read Dante's Inferno and write an essay on it. I'll see you next week for the discussion." [Yes, this is a real assignment from this course.] So...I get the really smart kids and they are usually polite and fun. I LOVE my job!

What are my other interests?

I like to read and do digital scrapbooking with a smattering of family history thrown in for good measure. I am a Christian and Randy and I attend Stonebriar Community Church in Frisco where Chuck Swindoll is the pastor. Randy sings in the choir at church and I am the coffee-lady for the choir and orchestra--so everyone likes to see me coming.







Kaligrafos presents

# DESIGN

By Georgia Deaver

Saturday and Sunday, October 22 and 23, 2011

Jaycee Park Center for the Arts, Irving

9:30 to 4:30

This will be a very hands on workshop with discussions, demonstrations and informal critiques. Participants will approach the design process in various ways, working very intuitively at times, yet very thoughtfully at other times focusing more on idea-driven ways of designing. Emphasis will be placed on working and seeing in new, fresh ways. You will explore many design methods and possibilities, and sharpen your cropping skills. We'll also have design discussions about contrast, harmony, negative space, balance, simplicity, texture, grid systems, and doing more with less. Come prepared to be creative.

**Workshop Fee \$100**

To register:

**Send your check for \$100 payable to KALIGRAFOS**

To : Jeri Wright 353 McDonnell Street, Lewisville, TX 75057

Name \_\_\_\_\_

Address \_\_\_\_\_

Email \_\_\_\_\_ phone \_\_\_\_\_

Direct Questions to Jeri: [jeri@jeriwright.com](mailto:jeri@jeriwright.com) 972 998-5442