

THE DALLAS CALLIGRAPHY SOCIETY

September

This
Month



IAMPETH  2011
 Arizona

logo by
Linda Schneider

IAMPETH Report

SEPTEMBER 2011 NEWSLETTER
VOLUME 32 | ISSUE 2



www.kaligrafos.com
September 2011
Volume 32 Issue 2

Published 10 times a year
by Kaligrafos,
The Dallas Calligraphy Society

Board Members

President: Sherry Barber
Vice President: Tom Burns
Treasurer: Rick Garlington
Secretary: Catherine Burkhard
Exhibits: Bonnie Hoffman
Historian: Catherine Burkhard
Library: Tom Burns
Membership: Betty Barna
Newsletter: Randy Stewart
Parliamentarian: Catherine Burkhard
Programs: Nan Kirby
Projects: tba
Webmaster: Sherry Barber
Workshops: Jeri Wright / Donna Sabolovic
Public Relations: Debbie Worden

President's Letter

September

School has begun and that gives us hope that the weather will cool off sometime soon. Despite the heat, we had a great time at the August meeting collecting input from the membership about what they like / dislike and hope to see soon in a program. The discussion was so robust, that many did not even finish the questionnaire. I hope that we hit some of your favorites this year. We have new tools, new ways to use old tools, new mediums (for some of you) and new inspiration on the schedule for the year. We are still connecting the dates with instructors so the schedule will be up soon. We will

schedule a fall bazaar at our November meeting so you can offer your work to the rest of the guild for gift items. That means that you should be working on them now.

We have moved the letter intensive work to the Newbie workshops so that there is sufficient time to work through a complete hand. At this point we have Italic, Pointed Pen Variations, and Foundational on the schedule. We also heard from you that you want an open play date, so we will schedule one early in December so that you can take advantage of the time and supplies to create cards and / or gifts for the holidays. In July we will schedule a play date for various types of decorated paper. These are of course subject to instructor availability.

There was no international conference scheduled for 2011. As a result the IAMPETH conference was full with a wait list. A lucky few from Kaligrafos were able to attend the IAMPETH conference in Phoenix Arizona this summer. I am certain that it was not cooler on the outside thermometer and maybe not inside with all the hot information that was being shared. Come and live vicariously through the report of those lucky ones who got their registration in immediately. This has also made the 2012 conference in Portland already full with a wait list. As many things can happen between now and next summer, if you even think that you want to go, I'd suggest getting on the wait list. You too might get lucky.

Do not forget that the first workshop this fall is Design with Georgia Deaver. Regardless if you are experienced or a new calligrapher, design is an aspect that affects everything that you create from elaborate broadsides to small cards. Sign up now to learn from an experienced calligrapher who has worked in the calligraphy field commercially and, I might add, successfully.

Our *ABC, All Things Texas* books are finished. Now we will focus on getting them into the hands of the public. We have a fall bazaar set up for October 29th at the First United Methodist Church in Allen. This bazaar came well recommended so we will put our best foot forward and see how it goes. I hope that you will consider placing your work for sale alongside our books. Kaligrafos gets 10% of sales as a commission. Many of you have signed up to help, but I still need a few more helpers to letter the books and bookmarks.

We were a bit late in attempting to get on the schedule for many of the more popular bazaars so this will be the schedule for the fall of 2012.

Keep practicing and start producing!

Sherry Barber



Presidential Seal By Janell Wimberly
"We Ink 'em Up!"
(for outgoing president Kathy Setina)



THE DALLAS CALLIGRAPHY SOCIETY

2011-2012 Kaligrafos Kalendar

· General Meetings 2011-2012

 Sep 10	10:00 am	IAMPETH Conference Report - Donna, Jeri and Debi - First United Methodist Church
Oct 8	10:00 am	Tools - Tom Burns and the Tool Guys - First United Methodist Church
Nov 12	10:00 am	Lindisfarne Gospels / Annual Bazaar - Honor Hill - First United Methodist Church
Jan 14	10:00 am	Color Pencils - Donna Sabolovic - First United Methodist Church
Feb 11	10:00 am	Valentine's Social - tba - TBA
Mar 10	10:00 am	Vendor Program - tba - First United Methodist Church
Apr 14	10:00 am	Oil Pastels - Carol Scott - First United Methodist Church
May 12	10:00 am	Reds and Golds - Kathy Setina and Company - First United Methodist Church

· Board Meetings 2011-2012

Nov 6	3:00 pm	TBA
Feb 19	3:00 pm	TBA
Apr 29	3:00 pm	TBA

· Newbie Workshops 2011-2012

November 5	9:30 am	Italic - Kathy Setina- TBA
January 21	9:30 am	Pointed Pen Variations - Betty Barna - TBA
April 21	9:30 am	Foundational - Jeri Wright - TBA

· Kaligrafos Workshops 2011-2012

October 22,23	9:30 am	Design - Georgia Deaver - Jaycee Park Center for the Arts
March 24,25	9:30 am	Pointed Pen Explorations - Xandra Zamora - TBA
June 9,10	9:30 am	Round Robin - 4 Kaligrafos Members - TBA
October 26,27,28	9:30 am	TBA - Barbara Close - Springhill Retreat Center

· Summer Play Days 2012

July	9:30 am	TBA - tba- TBA
------	---------	----------------

· Kaligrafos Exhibits 2011-2012

October	Letters of the Month - Manske Library
November 5	Letters and Book Extravaganza - TBA
March 2012	Alphabet Book - Audelia Library

Local Classes

Private Lessons \$30/Hour

Summer & Fall
flexible hours
My studio in Sachse
Contact: Carol Scott
www.carolscalligraphy.com

Joy of Calligraphy \$65/Class Fee \$12/Supply Fee

Beginning & Continuing
Discover the delight of the beautiful art of calligraphy! In a relaxing environment, you will be introduced to the details about tools, letterforms, practice and other pertinent information for your level of experience

Instructor: Carol Scott

Session 1

Thursdays, 9 - 11 AM
September 8, 15, 22, 29

Session 2

Thursdays, 9 - 11 AM
October 6, 13, 20, 27

Session 3

Thursdays, 9 - 11 AM
November 3, 10, 17, Dec. 1 (no class Nov. 24)

Sachse Parks & Recreation Department
Registration begins Aug. 15 online through
<http://www.cityofsachse.com>

Mouse over Departments: Parks & Recreation:

Class Brochure: Class Registration

Class fee: \$65 Supply fee: \$12

Perks

Large classroom space
Plenty of table space
Quiet classroom
Casual, non-intimidating atmosphere
Easy driving directions - classes held near Hwy 78/Murphy Rd. (as a point of reference, it takes 16 min. to drive from Coit/Bush to class location)

Workshops taught by **Janell Wimberly**
www.jkwimberlydesign.com/Workshops.html

Card Making Classes \$5

2nd Tuesdays 7:00 PM to 9:30 PM
At 6805 Oak Falls Dr, McKinney, TX 75070

3rd Saturdays 9:30 AM to 11:30 AM
At THEO - <http://theoonline.org/Location.htm>

Beverly Stewart, Instructor

214/551-5782
beverlystewart@gmail.com

Bring your own scissors and adhesives. If you make a Stampin' Up! purchase, the class is free. As always there is no pressure to buy. Come, make cards and have fun!

Monthly Meeting Location

The Kaligrafos monthly meetings for 2011 - 2012 will be held at the **First United Methodist Church** in Richardson in Room 217 A. The full address is 503 North Central Expressway, Richardson, TX 75080.

This is the location for the Sep 10, 2011 MONTHLY MEETING.

A map to the **First United Methodist Church** is to the right. Parking is on the right side (north side) of the building when entering the main parking area from the south bound service road south of Arapaho. A sign says left turn only but you want to turn right at that sign.

The entry door has short stairs on one side and a ramp on the other side. Take the elevator on the right just inside the hallway to the second floor and go to room 217 A.



First United Methodist Church

Announcements

2011-2012 Membership

You still have time renew your Kaligrafos membership for calendar year 2011-2012!

\$25 for individual memberships
\$35 for family memberships

ANNOUNCEMENT

The Saint John's Bible Series

Those interested in obtaining the latest volume, "Historical Books", #6 in The Saint John's Bible series of 7 books, can contact

Catherine Burkhard
214.363.7946
bookltrs@att.net

She can get this book or any of the other 5 books and the companion books below retail.

Library Books

Remember that library books are due at the September meeting!

Library Books are available to members to further your artistic knowledge. Check something out to study or just to enjoy.

Browse on over to The Library Thing at <http://www.librarything.com/catalog/Kaligrafos> and pick out a few titles this month. Send Tom your selections at library@kaligrafos.com so he can bring the books you want to the September meeting.

Look for Kaligrafos on ...

facebook



HIGHLIGHTS OF RECENT KALIGRAFOS MEETINGS

July 31, 2011 – Board Meeting

2011-2012 workshops reviewed....Program Committee's responsibilities discussed along with how the upcoming year's programs will be decided....the October Manske Library exhibit was noted, displaying the "Letters of the Month"; with Audelia Library featuring the "ABC Book" in March, 2012. The "ABC Book" was unveiled and pricing decided. Discussion about library utilization. Job Description Manuals distributed.

August 12, 2011 – Board Meeting by E-mail

The Board voted to recommend the proposed budget for 2011-2012 to the membership for approval at the Regular Meeting on September 10.

August 13, 2011 – Regular Meeting

Announcements included:

- October exhibition, Manske Library, for "Letters of the Month"
- October 29, booth arranged for at First United Methodist Church, Allen
- The "ABC Book" introduced and sold

Program Chairman Nan Kirby divided members into six groups to discuss ideas for upcoming programs, Newbie Workshops, and Play Days. From the suggestions gathered the Committee will plan the 2011-2012 year.

August 27, 2011 – Board Meeting by E-mail

For 2011-2012 the Board voted to approve the plans for the meeting programs, Newbie Workshops, and Play Days; and for three workshops.

Catherine Burkhard

DON'T FORGET "The Alan Furber Memorial Educational Fund" when you'd like to...

...honor someone (honoree does not have to be a member)

...give a memorial in someone's name

...commemorate an event

...or just to make a donation to the Fund

This special educational fund honors the memory of Charter Member Alan Furber and will provide financial assistance to some of Kaligrafos' educational offerings

Checks payable to "Kaligrafos, The Dallas Calligraphy Society".

The Dark Side

When laying colors down on an art piece place the lighter colors down first. You can always come back and darken later if needed, but it's more difficult to lighten a dark piece.

Correction

There are many advantages to using gouache as opposed to ink. The variation of colors are endless. And gouache sits on top of the paper instead of bleeding into the paper making it easier to correct mistakes using a scalpel or Exacto blade to trim off the mistake. With ink the simplest mistake remover is an eraser – preferably an electric eraser with a white pencil eraser attached. You will have to make several passes on the mistake, but be sure you don't erase hard or long enough to burn a hole in the paper.

Harvey's Helpful Hints



Underlines

An easy way to have lines on your art is to use "Underliners" attached to the back side of your art paper when using a light table. Underliners are clear plastic sheets with lines drawn on them in various spacings to accommodate different size nibs. They come in 6 sizes: fine to B4. Once you use them they are indispensable...you won't have to draw pencil lines then come back and erase the lines. I have a few sets available.

"Luck comes and goes - knowledge lasts forever".
Quote from a gambling casino.

NOTE: We stock many vintage nibs, handmade pen staffs and have calligraphic DVD's available at the meetings. The vintage nibs are increasingly difficult to obtain since they are not made any longer. And now we offer our penstaffs "to your specifications" - you choose the shaft length, size and nib holder to accommodate your special nib. Just let me know your preferences by email or phone and we'll have them at the next meeting.

The Phantom

Another great tool is the "Phantom Line Guide" which projects lines on your paper and envelopes without any electrical connection – it uses the existing light available. A bit tricky to learn to use, but once you get the hang of it, it will save you many hours of tedious line drawing and then coming back to erase. This item can be used on any paper – even those that you can't see thru.

Till next month
for Beautiful Calligraphy
Plano Harvey

Practice Time

Why do you have to be a nonconformist like everybody else?
James Thurber

YOUTH WOULD BE AN IDEAL STATE IF IT CAME A LITTLE LATER IN LIFE.
HERBERT HENRY ASQUITH

A friend is someone who will help you move. A real friend is someone who will help you move a body.
Unknown

The only winner in the War of 1812 was Tchaikovsky.
Solomon Short

The trouble with weather forecasting is that it's right too often for us to ignore it and wrong too often for us to rely on it.
Patrick Young

When people are free to do as they please, they usually imitate each other.
Eric Hoffer

When I was born I was so surprised
I didn't talk for a year and a half.
Gracie Allen

**Liberty without learning is always in peril;
learning without liberty is always in vain.**
John F. Kennedy

I HAVE ENOUGH MONEY TO LAST ME THE REST OF MY LIFE, UNLESS I BUY SOMETHING.
JACKIE MASON

Insane people are always sure that they are fine. It is only the sane people who are willing to admit that they are crazy.
Nora Ephron

The September program

Five members of Kaligrafos; Angie Vangalis, Glenda Swan, Jeri Wright, Debi Sementelli and Donna Sabolovic attended the IAMPETH (International Association of Master Penmen, Engrossers and Teachers of Handwriting) Conference in Phoenix this past July. The September program for Kaligrafos will be an overview of the conference. Jeri, Debi and Donna will walk you through that glorious week of illumination, manuscripts and pointed pen writing . They will give you a glimpse of the wonderful classes they attended.

If you were ever interested in what this conference has to offer, please show up on Saturday September 10th, and you will be amazed.



logo by
Linda Schneider

Texas ABC'S Book



Kaligrafos
book for children.

members collaborated on an ABC
This book was hand lettered and illuminated with an
"all things Texas" theme. It is perfect for children and adults as it combines an art
book with a fun learning book for children .The book was printed on Tyger paper, a
synthetic paper that will not tear (like Tyvek).

Order one for yourself and all of the children in you life. 6.5 x 7.5" soft cover.

\$15.00 plus \$5 shipping

Book of the Month

Painted Paper

by Alisa Golden



If you have an interest in making background papers or possibly a book, I feel that *Painted Paper* will appeal to you – whether you are “seasoned” or a beginner with painting papers.

For the beginner, the author provides clear and concise explanations of the different elements (papers, boards, inks, acrylic paints, dies, pigments, etc) one needs to get started.

For the “seasoned” artist beautiful examples are sure to inspire you and have you looking at all kinds of items to “paint” with (sticks, string, toothpicks, pieces of corrugated boxes, craft sticks and even jar lids)!

Alisa tells the reader what works for her, but encourages you to play and figure out what works best for you. I’m hoping that I will soon have the opportunity to try some of the techniques and projects for myself.



I give the book 5 stars

Brenda Burns

The August program


was a planning session and it turned out to be a lot of fun. Nan took what might be considered a “non-event” meeting and turned it into a wonderful time to discuss what programs we wanted to schedule while at the same time getting to know members better.

Each group had to answer 10 questions to help decide what future meetings would be about. Both the similarities and differences between groups were quite amazing. The discussions that the questions sparked within each group were a wonderful way to learn about what we have in common as well as the unique things that make each of us an individual.

...Randy Stewart

Hi, my name is Jeri Wright and I've been a member of Kaligrafos for about 15 years. My calligraphic journey began back in my early 20's when my aunt invited me to take an evening calligraphy course at our local Junior College in rural southern Illinois. I believe it was a 6 week course covering Italics. Shortly thereafter I returned to my native Texas and pretty much abandoned the pen. It would be several years later, after I had raised my son, that I decided to reacquaint myself with calligraphy.

Spotlight on Jeri Wright

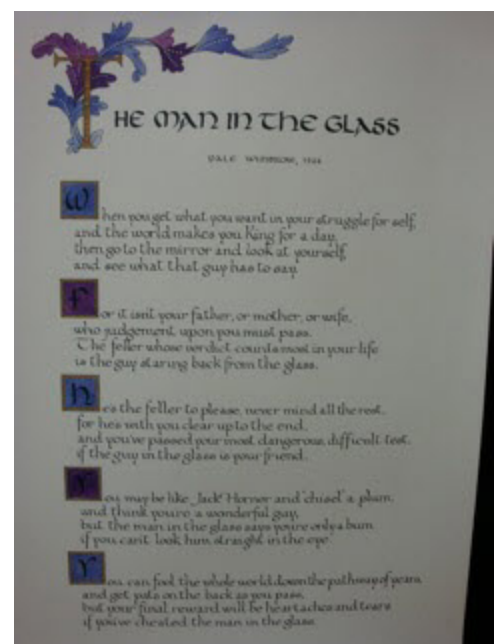


I picked up a few local classes thru what was then called Fun-Ed. My first pointed pen class was taught by JJ Lawlis, a former Kaligrafos member. And I attended my first international conference in 1997. Since then I have attended several conferences and am fortunate to have taken workshops from many well-known instructors. I guess that first pointed pen class hooked me, because pointed pen styles have been my favorite since, although I do enjoy Uncial and Foundational as well. Sumi ink is a favorite medium of mine as it is waterproof and good for envelopes but

rough on nibs. However, colored gouache (opaque watercolor) is nice to work with. Some of my favorite nibs are Gillott 404, Gillott 303 and the Zebra G.

Kaligrafos has been a large part of my life since joining so many years ago. Many friendships have been cultivated through this organization and the learning experiences have been numerous. Getting involved in the workings of the guild and volunteering for various committees is a great way to make and meet new friends and brings fresh ideas to the organization.


I work full time as a sales and marketing rep for a large electronics distributor in Plano and look forward to spending my spare time in the evenings and weekends on my lettering. I was






recently able to convert my garage into an art studio and truly enjoy having a dedicated space for my calligraphic study. It has encouraged me to practice a little every day. This next year I look forward to teaching some calligraphy and paste paper classes in my new studio. And as a Certified Zentangle Teacher, will also include Zentangle® instruction.

My husband, Bill, and I have lived in the Lewisville area for almost twenty years. Our family includes his son and daughter, my son and our four grandchildren.





Kaligrafos presents

DESIGN

By Georgia Deaver

Saturday and Sunday, October 22 and 23, 2011

Jaycee Park Center for the Arts, Irving

9:30 to 4:30

This will be a very hands on workshop with discussions, demonstrations and informal critiques. Participants will approach the design process in various ways, working very intuitively at times, yet very thoughtfully at other times focusing more on idea-driven ways of designing. Emphasis will be placed on working and seeing in new, fresh ways. You will explore many design methods and possibilities, and sharpen your cropping skills. We'll also have design discussions about contrast, harmony, negative space, balance, simplicity, texture, grid systems, and doing more with less. Come prepared to be creative.

Workshop Fee \$100

To register:

Send your check for \$100 payable to KALIGRAFOS

To : Jeri Wright 353 McDonnell Street, Lewisville, TX 75057

Name _____

Address _____

Email _____ phone _____

Direct Questions to Jeri: jeri@jeriwright.com 972 998-5442

One Letter at a Time

**October 1-28, 2011
Manske Library
13613 Webb Chapel
Farmers Branch**

This exhibit will show off the work we have been doing the last two years with our monthly letter challenges. If you have done any yet there is still time to do your favorites!

- + *All pieces should be 6x6 inches finished.*
- + *Pieces can be brought to the September meeting or to the Manske Library on set up day (1 October)*
- + *All pieces must have the form at the bottom of this page attached to the back*
- + *Indicate the value of the piece*
- + *No sales are allowed through the library (but contact info will be unofficially provided)*

RELEASE: I agree to comply with the Show rules of Kaligrafos/Manske Library, and will not hold them responsible for damage or loss.

Signature.....
Date.....

Title: _____	Title _____
Medium: _____	Medium _____
Size: _____ Value: _____	Size: _____ Value: _____
Name: _____	Name: _____
Phone/Email: _____	Phone/Email: _____

Title: _____	Title _____
Medium: _____	Medium _____
Size: _____ Value: _____	Size: _____ Value: _____
Name: _____	Name: _____
Phone/Email: _____	Phone/Email: _____