



MAY 2010 NEWSLETTER
VOLUME 31 | ISSUE 9

New (actually, slightly used) Officers Elected
for the 2010-2011 year!

Outgoing Officers



Rick Garlington Treasurer
Catherine Burkhard Secretary
Betty Barna Vice President
Sherry Barber President

Incoming Officers



Sherry Barber President
Betty Barna Vice President
Catherine Burkhard Secretary
Rick Garlington Treasurer



www.kaligrafos.com
May 2010
Volume 31 Issue 9

Published 10 times a year
by Kaligrafos,
The Dallas Calligraphy Society

Board Members

President: Sherry Barber
Vice President: Betty Barna
Treasurer: Rick Garlington
Secretary: Catherine Burkhard
Exhibits: Bonnie Hoffman
Historian: Catherine Burkhard
Library: Tom Burns
Membership: Nicole Black
Newsletter: Randy Stewart
Parliamentarian: Catherine Burkhard
Programs: Margaret Mall
Projects: Linda Jones
Webmaster: Sherry Barber
Workshops: Jeri Wright / Donna Sabolovic
Public Relations: Debbie Worden

President's Letter



Presidential Seal By Janell Wimberly
"We Ink 'em Up!"
(for outgoing president Kathy Setina)

May is the beginning of our Kaligrafos year. Odd as it might seem, it is a perfect time to refocus on our craft. Spring brings many workshops and classes and the annual conference in the summer. While it is possible, take time to practice out of doors for a change from a cramped studio. Paint the landscape and letter on or about it. It is time to begin the planning process for the next year. If you have something that you'd like to learn or share with the group, let us know. Our goal is to share our craft with as many as possible and ignite a passion in them and you.

April was our annual election. The slate of officers was re-elected as presented by the nominating committee. Thanks to Anita Hofmeister, Marie Adamson, Carol Scott, Nan Kirby and Harvey Anton for serving on the committee. Thanks to Randy Stewart and Louise Weber for serving as alternates. As this is the last year that I can serve as President, I want you all to think about next year and how you might serve the guild, maybe as an officer next year. Don't hesitate to bring any ideas or suggestions to any of the board members.

June Baty opened yet another mode to use our pens in April. Thank you very much for a great program on Zentangles. I cannot wait to see how you have incorporated tangling into your art. Thanks to June and her team for providing a great meeting.

At the May meeting Marie Adamson will show us yet another way to use our pens in an artistic manner. Flourishing is not just for letters anymore. She has been studying Linda Schneider's book and practicing the various techniques. You will be amazed at what can be created using the pointed pen.

I know that many of you offer your services for weddings, parties and more. We have created a new link on the web site to let interested parties know who you are and how to get in touch with you. If you would like to be added to the list, please let me know. Check out the link on the [About Us](#) page and the [Calligraphic Links](#) page.

June 5th - 6th Kaligrafos will sponsor a Marbling workshop with Betty Barna. Marbled paper makes a fabulous background for calligraphic work, envelopes or accents on your art work. Don't miss the opportunity to learn the tricks of the craft from an experienced hand. June 12th will be our first "play date" of the summer. Cheryl Darrow will teach us how to blend metal crafting with calligraphy. Play dates are an opportunity to get together and learn or practice a new or old technique in a relaxed setting. We can all be inspired by looking at each others work and enjoy their company at the same time. Until the meeting...

PRACTICE, PRACTICE, PRACTICE.

Sherry Barber

30 Years of Kaligrafos

2009-2010 Kaligrafos Kalendar

· General Meetings 2009-2010

☀ **May 8** 9:30 am **Flourishing Techniques: Making a Statement** - Marie Adamson - N. C. Division Police Station

· Board Meetings 2009-2010

· Newbie Workshops 2009-2010

Watch for New Workshops This Fall

· Kaligrafos Workshops 2010

June 5,6	9:00 am	Marbling - Betty Barna
October 23,24	9:00 am	4 Fun Books - Leslie Winakur and Maggie Gillikin
February 2011		Pat Blair
June 2011		Fabric Collage - Nan Kirby

· Summer Play Days 2009-2010

June 12	9:00 am	Working with Metal - Cheryl Darrow from Ten Seconds Studio
July 10	9:00 am	Making a Frame Portfolio - Sherry Barber

Local Classes

Beginning Copperplate* **\$100**
Includes all supplies
Thursday Evenings May 6 through 27
6:30 to 9:00 pm
Paper & Chocolate (Inwood and Lovers)
Paper & Chocolate (Inwood and Lovers)
Call 214-357-2737 to register
Donna Sabolovic dsabolovic@sbcglobal.net

Copperplate Calligraphy* **\$80 + \$20 supplies**
4 Wed Evenings May 5, 12, 19, 26
6:30 to 9:00
OR
4 Thu Mornings May 6, 13, 20, 27
10:00 to 12:30
Stamp Asylum reserve at 972 596-1224
Donna Sabolovic dsabolovic@sbcglobal.net

Pointed Brush* **\$80 + \$20 supplies**
4 Wed Evenings Jun 9, 16, 23, 30
6:30 to 9:00
OR
4 Thu Mornings Jun 10, 17, 24, Jul 1
10:00 to 12:30
Stamp Asylum reserve at 972 596-1224
Donna Sabolovic dsabolovic@sbcglobal.net

Private Lessons **\$30/Hour**
Winter & Spring
flexible hours
My studio in Sachse
Contact: Carol Scott
www.carolscalligraphy.com


Workshops taught by Janell Wimberly
www.jkwimberlydesign.com/Workshops.html

Card Making Classes **\$5**
2nd Tuesdays 7:00 PM to 9:30 PM
At 6805 Oak Falls Dr, McKinney, TX 75070
3rd Saturdays 9:30 AM to 11:30 AM
At THEO - <http://theonline.org/Location.htm>

Beverly Stewart, Instructor
214/551-5782
beverlystewart@gmail.com
Come have a little paper "fling" before you get bogged down in all the homework papers! Bring your own scissors and adhesives. If you make a Stampin' Up! purchase, the class is free. As always there is no pressure to buy. Come, make cards and have fun!

Class Descriptions

*Copperplate Calligraphy



Copperplate is a script type of lettering created by writing in a flowing hand with a pointed pen. This is a beginning class where the techniques to create the thick and thin lines will be learned. This hand is elegant and beautiful with a free flowing style. Copperplate was widely used commercially in the eighteenth century. It gets its name from copperplate engravings that the writing masters used to reproduce copybooks that students used to learn penmanship. Today this lettering style is used in formal invitations, elegant paragraphs,

poems, journals, greeting cards and scrap books.
All Supplies will be provided with the supply fee.

*Pointed Brush



Learning the strokes that apply to pointed brush will be the first focus in this class. We will spend some time on these unique steps to warm up the hand and get us familiar with the strokes used to create letters.. The next step is applying these strokes to an alphabet. We will start with the Italic hand and work from there as time permits. The last portion of the class we will focus on writing on different papers. This way we can see the qualities that different papers require from the writing fluid, the technique in writing and the amount of liquid

to obtain the results we want. You will need a Niji waterbrush size medium or a Pentel Color Brush (your choice of color but not metallic).
Optional brushes: Silver Black Velvet #2, Winsor Newton Sable #2 or an Escoda #4. I will bring these brushes for you to try before you buy.

The Alan Furber Memorial Educational Fund

Kaligrafos, The Dallas Calligraphy Society

Replacement for Standing Rule #19

On April 10, 2010, Kaligrafos members approved the establishment of a special fund which will be known as "The Alan Furber Memorial Educational Fund". The statements as to purpose, funding, and disbursing will become a new Standing Rule #19. The vote included striking Standing Rule #16d.

The Fund is to be a special educational fund with the purpose of continuing the memory of Charter Member Alan Furber by providing financial assistance to some Kaligrafos educational offerings. Therefore, when funds are available, they may go towards expenses for at least one Society-sponsored educational workshop per year to keep the per-person cost low; or towards expenses for one Society-sponsored educational program offering open to all members.

While the members voting at the April 10 meeting also approved seed money for the Fund of \$250 from the treasury, donations are welcome to...

.. Continued on pg 10

Announcements



Just a MINUTE

April MEETING HIGHLIGHTS

REGULAR MEETING HIGHLIGHTS - APRIL 10, 2010

The last Regular Meeting was held April 10, 2010 with 31 members and 3 guests. Highlights: new books are in the library • 2010-11 dues now payable • April 17 Newbie Workshop on Parallel Pens has made • the June 5-6 Marbling Workshop sign-up available with \$50 • "The Alan Furber Memorial Educational Fund" established by favorable vote • approved \$250 from treasury as a start-up for the Fund • election held with the four current officers re-elected • Letters of the Month on display, and "G" and "Y" chosen for May • program on Zentangles by June Baty.

-- Catherine Burkhard, Secretary

New Officers

Our new officers

President - Sherry Barber

Vice President - Betty Barna

Secretary - Catherine Burkhard

Treasurer - Rick Garlington

Yes, they look a lot like last year's officers because they have done such a good job. We are looking for this year to be even better than last with such an experienced group.

Randy Stewart

Membership

It is time to renew your Kaligrafos membership!

Come prepared with your check book!

\$25 for individual memberships

\$35 for family memberships

We will be gathering your updated contact information as well for the 2010-2011 directory.

Look for Kaligrafos on ...

facebook


4 16

Library Books

Remember that library books are due at the May meeting!

Library Books are due at each regular meeting of Kaligrafos. You don't want to have overdue books when the May Flowers arrive.

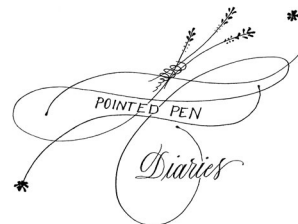
You might also want to spring over to The Library Thing at <http://www.librarything.com/catalog/Kaligrafos> and pick some books to check out this month. Send Tom your selections at library@kaligrafos.com so he can bring the books you want to the meeting.




Flourishing

May 2010 Program

Marie Adamson, Carol Scott & Nicole Black



The May Team will demonstrate a few flourishing techniques from Linda Schneider's book, Designing Faces, Figures, Florals and more! Same designs will be demonstrated by all presenters, but from different perspectives. Nicole will demo from the left-handed perspective. Carol will demo the broad-edge. Marie will demo the pointed pen. We encourage you to visit all demonstrators. Bring your own flourishes to show and share or for critique. If you have books on flourishing, bring those, too.



If you want to try a few of your own, we suggest the following supplies:


- * monoline tool such as micron, pencil, etc.
- * Tombow markers or similar
- * Parallel Pens or cartridge pen
- * tracing paper (one or two) and copy paper (approx. 10 sheets)
- * flourishing PDF (emailed to members)

**Please don't buy anything for this meeting.

***If you want to try flourishing, bring supplies you already have.

In an effort to avoid spills, please do not bring pen and ink.

Book of the Month



PAINTING FOR CALLIGRAPHERS

by Marie Angel

First published in 1984



I first became acquainted with Marie Angel when I bought her small, beautiful book called An Animated Alphabet. This animal illustrated alphabet is so wonderfully charming I was delighted to find she had written a how to book, Painting for Calligraphers. So for those of you who love to add illustrations to your calligraphy, this is a book well worth adding to your library. The discussion of color and composition is particularly interesting as well as how to paint fur and feathers. There are detailed techniques on how to paint plants and flowers and all of these methods and techniques are artfully displayed by her work and the work of others. Now, I only mentioned what interested me but the book covers much more such as notes on other artists' techniques and heraldry. While this is an older book most of what is presented is timeless.

.. Nan Kirby

Marbling Workshop

June 2010

With Betty Barna

Saturday and Sunday June 5 and 6
At the Irving Center for the Arts (Jaycee Park)

9:00 am to 4:30 pm


Cost of workshop is \$50

Give or send check made out to Kaligrafos

Or

Donna Sabolovic
422 Provincetown Lane
Richardson, TX 75080

Jeri Wright
353 McDonnell Street
Lewisville, TX 75057



Kaligrafos

At each meeting we continue our Letter Challenge! Each month we choose multiple letters for you to design and interpret in any way that you like. You do not have to do all the letters chosen.

No rules, just one guideline...the finished size should be 6 by 6 inches.

That's it! Try out new techniques, materials, or styles. Be creative with color. Bring your design to the next meeting to display in our informal "letter gallery".

The letters for April are Gorgeous "G"s and Yummy "Y"s.

G Y

...Julie Yuhanna



Over 600 Lettering Artists

Here is a website with a list of over 600 calligraphers and letter artists with websites started by Christopher Elliott, mrtellio@yahoo.ca. It is publicly available as a Google Doc. and set up so that anyone can add, delete dead links, or edit it. <http://docs.google.com/Doc?docid=0AVfrVEpN42E9ZGMya2M2OGhfNDhmd3MydmdjMg&hl=en>

.. Angie Vangalis

Call for Entries...

"Dance of Life" - Bras for Breast Cancer

Bras For Breast Cancer

http://web.me.com/junannepeck/Bras_For_Breast_Cancer

Curated by Junanne Peck - 214-336-8526 - junannepeck@mac.com

Hosted by:

Artisan Style

Brandon Lynch/Gallery Director/Owner

2417 Mahon St. Dallas Tx.

214-468-9095

<http://www.artisanstyle.net>

This exhibit is to give vision and voice to the experiences of all those affected by breast cancer. The mission of this exhibit is to bring awareness of breast cancer and how it affects survivors, patients, families and friends who have stories to share. It is to increase community awareness and healing through art.

This exhibition is a celebration of strength, courage, fragility and feeling expressed through painting, collage, sculpture, dance, storytelling, film, video and Mail Art.

The "Dance of Life" will have an auction of embellished bras that will be exhibited alongside works of art at the opening reception. We are organizing multiple events centered around the event.

If you or your organization in the DFW area would like to set up a workshop to create embellished bras, I'll be glad to attend and help get it going.

Everyone is invited to participate in this event.

All entries are donated for the Auction

All entries will be exhibited and Auctioned and there are no returns

Funds raised will go to The Bridge Breast Network.

www.bridgebreast.org

Deadline for Entry - September 24, 2010

Opening Reception and Auction preview October 2, 2010 - 6-9pm

Closing reception and Auction October 23, 2010 - 6-9pm

Mail All Entries to:

Junanne Peck

P.O.Box 8786

Fort Worth, Tx.

76124-0776

Address All inquiries to junannepeck@mac.com

Entry forms can be downloaded at:

Bras For Breast Cancer

http://web.me.com/junannepeck/Bras_For_Breast_Cancer

Kaligrafos is looking for members to feature in our spotlight. Do not be shy, we need your participation. If you are willing to participate in the Member Profile Feature please contact Nicole Black.

Bad/Good news:

We did not get the SMU exhibit after all. Since their 100th anniversary is coming up, they want to start out using their own resources. I may ask to consider us for the following year...

So! All is not wasted. We can use the extra time to get ready for IAC.

Bonnie Hoffman

Upcoming Exhibits

The August exhibition will be at the Irving Arts Center where cases will be available along with space for artwork to be hung. This is a very large space and the Fort Worth Calligraphers Guild has been invited to exhibit along with Kaligrafos. Prepare any pieces you want to show now so you will be ready in August.



Judy Melvin Workshop

[Spontaneous Combustion](#)

Sunday, April 18, 2010 at 9:50 pm

Where should I start. I'm still in tail-spin from this workshop. Knowing how to meld the art of calligraphy with layering has been a long-time desire. Not any more; Judy Melvin brought this mysterious technique within reach. She was such a delight! Gosh, so many new ideas, tips and tricks. Truly, I feel as if she helped me become a better lettering artist. I wanna call in sick tomorrow and just play with paints and pens.

Just knowing this nifty little trick with the letter "M" made the entire workshop well worth the money. The only materials required were contact paper, exacto, micron and watercolors. Then let the magic happen. Actually, I goofed on this one. The little mouse you see was a "happy accident". How ironic to have a blob in the shape of a mouse in the letter "M". Lucky me.



Marie Adamson

Harvey's Helpful Hints



Why is that

Projects

30th International Gathering of Letter Artists

**Letter,
Learn,
Experience.**

July 24 – July 31, 2010
Stonehill College, Easton MA USA

For Information and registration
visit our website
www.2010CalligraphyConference.com

Have you ever realized that in English we write the letter I capitalized, and the word you in miniscule?

Quotes

A candle loses nothing but its light by lighting another candle.

Experience is what you get when you don't get what you want.

Until you try you don't know what you can't do.


Here are a few projects to consider for your calligraphic letter forms:

Placemats, floor mats, curtains, wooden slatted shutters, phone numbers next to your phone, monograms, clothes, calendars, canvas shoes, director chairs, canvas, wood, canvas totes, silk scarves, quilts, books, Christmas decorations, wall switch plates, napkins, etching goblets ... can you think of 100's more?

ORDER BLANK
Get additional copies of Sweets & Scribbles by returning this order form with your check or money order to:
Kaligrafos / PO Box 831118 / Richardson, TX 75083-1118
or contact:
Linda Jones at (817) 267-5818 (LindaJones817@sbcglobal.net)

Please send me ___ copies of Sweets & Scribbles at \$20 ea. plus \$5 ea. sh/hnd
Enclosed is my check or money order for \$_____.

NAME _____
ADDRESS _____
CITY _____ STATE _____ ZIP _____
TEL. (____) _____ EMAIL _____



This is our tour group standing in front of Constantine's Arch and the Colosseum in Rome, Italy. Notice the large crowd on the right - that was only a small portion of the people viewing that day. You can notice the holes on the bricks of the Colosseum - during World War II the Italian government was desperate for metal for their war machine so they took out all the metal braces (large type staples) supporting the bricks. (Just a bit of history).

Till next month

Plano Harvey

FROM THE MAIL BAG

Here are items of possible interest to you, thanks to our newsletter exchange. Take a look at the items noted below by checking out the newsletter(s) from the Kaligrafos Library:

Winter 2010

Nib 'n' Inks, Olympia, WA

Lots of goodies here --- p. 6 on Monoline lettering with some techniques -- pages 7-9 on card making -- p. 10 with some textured letters providing good ideas -- pages 14-15 on "The Write Stuff" about italic handwriting. (Take a look!! I can personally vouch for Dubay and Getty's books and guides on Italic Handwriting! After 2 days with these ladies at the 1987 Calligraphy Conference in Oregon, I totally changed my handwriting. It can also help improve anyone's handwriting.)

March 2010 Newsletter

Fairbank Calligraphy Society, Victoria, BC, Canada

Chinese Calligraphy anyone? Pages 19-21 is very interesting! A tidbit on page 23 about the fact that Edward Johnston's grandson, Andrew, is visiting North America, is interesting. The grandson is retracing his grandfather's footsteps of almost a century ago. Johnston is best known as the "Father of Calligraphy". And...take a look at www.codexsinaiticus.org which is about the 4th century New Testament and you can bring up images of the beautiful Uncials on parchment.

....and then, if still interested in the Codex Sinaiticus, see last 2 pages in...

March 2010 "Uniquely Ours"

Write on Calligraphers, Edmonds, WA

The last 2 pages show more examples of the codex's Uncials -- one in color!

April-May 2010 "Postscript"

The Calligraphy Society of Victoria, Inc., Australia

The cover of this issue and some pages inside have fantastic examples (most in color) of Celtic capitals. The issue also has other lettering examples of interest.

This Society just sent their booklet on "**Summer School in Winter 2010**".

And while not a newsletter -- this brochure on courses offered by them is filled with examples of lettering styles and design. Makes for a good study.

March 2010 "Bulletin"

The Washington Calligraphers Guild, Washington DC

Pages 6-8 are Parts II and III of Julian Waters' Italic Variations workshop. Informative with good photographs. (Part I? Check previous issue.)

Fall 2009 Journal

The Friends of Calligraphy, San Francisco

Always an excellent publication. I especially recommend pages 11-16 on "Claude Dieterich: Turning Letters Into Love Songs" -- beautiful script. And also, pages 17-24, a bio on "The Four Art Lives of Jenny Groat".

Happy Reading ... Catherine Burkhard

continued ... Alan Furber

- ...honor a member,
- ...be in memory of a member or a member's family,
- ...be in commemoration of an event, or
- ...make a simple donation to the Fund via Kaligrafos.

All donations will be deposited in the Society's account, but maintained in the records as a Fund separate from general expenses/disbursements and budget considerations; and reported as same. All donations will be acknowledged as soon as possible.

The four elected officers and the Workshops Standing Committee Chairman shall be the committee responsible for management of the Fund and decisions as to dispensation of monies from the Fund, according to the statements in the second paragraph above. The committee will make full reports to the Executive Board.


Donations are now being accepted. Make checks payable to "Kaligrafos, The Dallas Calligraphy Society", noting they are for the Memorial Educational Fund. Send to the attention of the Treasurer at P. O. Box 831118, Richardson, TX 75083.

-- Catherine Burkhard, Secretary

Zentangles

April Program Review

The April 10th program on Zentangles with June Baty was a lot of fun. More than just doodling, Zentangles are a form of art that just happens to take over where your doodles leave off. There was a Zentangle workshop the second weekend after our April program and I know that some were influenced to attend based on the experiences of June's program here. To learn more about Zentangles, contact June Baty at june.baty@yahoo.com



Practice Time

There is no sense being pessimistic. It wouldn't work anyway.
- Anon

The opposite of a correct statement is a false statement.

But the opposite of a profound truth may well be another profound truth.

- Niels Bohr

The best minds are not in government. If any were, business would hire them away.

- Ronald Reagan

GY

Committee--a group of men who individually can do nothing but as a group decide that nothing can be done.

- Fred Allen

My dog is worried about the economy because Alpo is up to 99 cents a can. That's almost \$7.00 in dog money.

- Joe Weinstein

If the whole universe has no meaning, we should never have found out that it has no meaning: just as, if there were no light in the universe and therefore no creatures with eyes, we should never know it was dark. Dark would be without meaning.

- C. S. Lewis

ACTING IS THE MOST MINOR OF GIFTS AND NOT A VERY HIGH-CLASS WAY TO EARN A LIVING. AFTER ALL, SHIRLEY TEMPLE COULD DO IT AT THE AGE OF FOUR.

- KATHARINE HEPBURN

If you cannot convince them, confuse them.

- Harry S Truman

There are many who dare not kill themselves for fear of what the neighbors will say.

- Cyril Connolly

A VIGNETTE OF HISTORY FOR
KALIGRAFOS, THE DALLAS CALLIGRAPHY SOCIETY

upon its 30th Anniversary in 2010
 THE SECOND 10 YEARS (1990-2000)

1990-91 Year

(167 members in July 90 to 233 in May 91; 6 workshops; A.Furber died 4-91)

President	Catherine Burkhard
Vice-president	Janell Wimberly
Secretary	Dick Mussett
Treasurer	James Walters

1991-92 Year

(210 members; 3 exhibitions; "StretchTime" begun; Study Groups offered; dues increased to \$30; 7 workshops)

President	Teri Fulton
Vice-president	Gaylon Rains
Secretary	Dick Mussett
Treasurer	James Walters

1992-1993 Year

(meetings now at D'Art; copies of Valentines brought for exchange taken to Veteran's Hospital; 2 exhibits; 5 workshops)

President	Karen Kaufman
Vice-president	James Walters
Secretary	Terry Porter
Treasurer	Theresa Overall

1993-1994 Year

(105 members; Valentine activity was cards for Buckner's Children's Home; 3 workshops)

President	Cheryl Darrow
Vice-president	Linda Thomas
Secretary	Terry Porter
Treasurer	Theresa Overall

1994-1995 Year

(decline in membership, funds, & attendance; Mini-workshops begun; meetings moved to Zion Lutheran Church due to low funds; cards to Meals on Wheels for Valentine event; auction held to sell remaining fund raiser items; 2 workshops)

President	James Walters
Vice-president	John Parramore
Secretary	Brenda Holcomb
Treasurer	John Hedrick; later Phylis Burke

1995-1996 Year

(60 members; fund raisers; cards for a nursing home done for Valentine event; 2 workshops)

President	James Walters
Vice-president	John Parramore
Secretary	Catherine Burkhard
Treasurer	Phylis Burke

1996-1997 Year

(60 members; 3 workshops; 3 exhibitions; Valentine social at Feb. meeting; dues decreased to \$20.00)

President	John Parramore
Vice-president	Dick Mussett
Secretary	Catherine Burkhard
Treasurer	Phylis Burke

1997-1998 Year

(56 members; "Stretch Time" & Study Groups resumed; 3 exhibits; 3 workshops)

President	James Walters
Vice-president	Dick Mussett
Secretary	Phylis Burke
Treasurer	Bob Wolslegel

1998-1999 Year

(66 members; "real" Valentine Social held; 5 workshops; Projects Committee held contest for a design -- placed on items to sell)

President	Teri Fulton
Vice-president	Donna Sabolovic
Secretary	John Parramore, later Joan Roberts
Treasurer	Bob Wolslegel

1999-2000 Year

(65 members; 20th Anniversary celebration luncheon; 1 exhibit; 6 workshops; meetings held at Art Encounter, Richardson)

President	Grace Ann Vanderpool
Vice-president	Donna Sabolovic
Secretary	Joan Roberts
Treasurer	Dick Mussett

*Look for more next month.
 Catherine Burkhard
 Archivist/Historian*