

JAN ENSMINGER SHARES HER QUILLING KNOWLEDGE



Jan show some fine examples of the art of quilling

When Jan and her helpers handed out the nicely packaged supplies that would allow us to make neat quilled decorations, I think many of us were thinking, "Oh this is so simple, what a snap!" Ha! I quickly discovered that my fingers were more like large clumsy sausages and I had lots of trouble getting that tiny 1/8" piece of paper to wind tightly around that tiny little toothpick!

I can remember playing with strips of paper when I was in grade school, turning them tightly around a pencil or stick and making curls and frills so masterful and graceful. Well somewhere along the line my fingers got stiff and the tools were too tiny for my big fat fingers.

Jan stayed with us all the way, individually helping those who needed help. To show them how important it was to keep each curled strip all wound the same tightness to guarantee precise petals or repetitive pieces all the same size and shape for our flowers and frills.

Several informative sheets of instruction and projects were passed out for us to look over and see what we could do to make simple flowers to extensive, elaborate designs of multi-level strips and colors. Wow! I never knew how exacting quilling could be! We learned how to tightly coil an exact length of paper strip, carefully glue it then use a cork board to lightly pin our design down to finally transferring the "pinned items" to the final paper.

And you thought it was gonna be a piece of baklava!

For those members who remember the valentine invitation of 2003, you might remember it was a masterpiece of quilling! Done by hand by the party people volunteers (watched over by Jan)—that valentine was one of the most impressive and beautiful ones I can remember... and ALL done BY HAND—even the post office was impressed!

Quilling can be used to decorate cards, add accents to calligraphic works and probably dozens of other applications that I can't even imagine! The handouts and books that Jan shared showed marvelous examples of 3-dimensional art using several colors, twirled and coiled paper making Santas, flowers, snowflakes and lettering.

Our thanks to Jan and her team of Sandra Douglas, Teal Gray and Terry Porter. A big thanks to the folks who brought the marvelous food as well. We've got some of the best cooks of any arts group in the Metroplex!

Janell Wimberly




Jan was gracious with her help and suggestions. Grace Ann gets a little extra attention!

QUILLING PROGRAM

CONT.



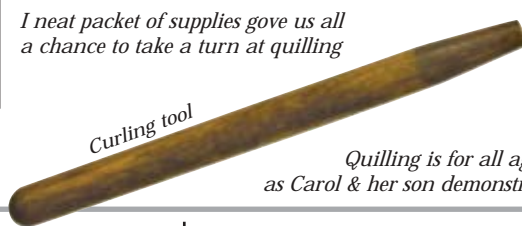
Isela concentrates on the job... if that strip of paper will just stay put!



I neat packet of supplies gave us all a chance to take a turn at quilling



Quilling is for all ages, as Carol & her son demonstrate



Curling tool

EARLY BIRD CLASS POPULAR!



Carol Scott is a natural teacher, and everyone who came to brush up on their Blackletter knew why. Patience and a general knowledge beyond "picket fence" construction of this luscious alphabet. It takes a lot of organization to take a group completely through alphabet in about an hour! We look forward to learning basics of other hands!

SPRING CARD/ENVELOPE EXCHANGE

In signing up for the exchange, you will be responsible to send a decorated card/envelope to the other members on your list in each of the 3 Spring Months (March, April and May) (maximum number of cards to be sent is 3 each month or 9 total) Your list will be emailed to you after the Valentine Party.

If interested in participating in the exchange email your name, address and email address to Donna d.sabolovic@worldnet.att.net

KALIGRAFOS' ALPHABET SOUP BESTSELLER!



ALPHABET SOUP is a Bestseller with everything from "Pulled Pork" to "Strawberry Shortcake" and every dish in between w/ color dividers and durable cover. Contact Donna Sabolovic at (972) 234-3748 or e mail at d.sabolovic@worldnet.att.net 422 Provincetown, Richardson, TX 75080 - For each book send \$19.95 +\$5 SHH and where to send.

Big News! John Neal Bookseller has reviewed our cookbook, liked it, and that review can be found in the January issue of Tabellae Ansatae (the subscription publication on book binding, calligraphy and journaling).

SUNSHINE BOX-LET'S SHINE ON THOSE IN NEED OF SOME CHEERING!

Catherine Burkhard has volunteered to take over the job as "Sunshine Chairman". However, we have discovered that it is Catherine who's in need of some SUNSHINE right now. She's got a balance problem right now and could probably benefit from your personal correspondence and nifty hand lettered cards and envelopes to help cheer her up.

VISIT KALIGRAFOS' WEB SITE AT WWW.KALIGRAFOS.COM

Contact Jan, the Webmeister at janens39@comcast.net for additions & changes by 3rd Saturday of the Month!

FREELANCING? Put your information on the Kaligrafos site!

KALIGRAFOS WORKSHOP

ROMANS, DOWN AND DIRTY

JANELL WIMBERLY

Sat. & Sun. MAY 22 & 23, 2-4 pm - \$52* for both days (plus \$2 supply fee)



Intimidated by **ROMAN LETTERS**? There's really no reason to be. With practice and something I call "hand-memory" you can begin to letter Romans and "feel" and anticipate the form. This will be an experimental journey, a learning experience for both student and teacher.

I'll take you through the lettering of the Roman alphabet using different grids and sizes and "gasp" tracing! Can you dig it?! It's my way of "**Getting Down and Dirty**" to learn the classical Roman form.

1ST DAY / Work with grid & practice forms learning the basic Roman letter shape

2ND DAY / finish forms & begin designing an art piece

* **Earlybird sign up and prepay between April 15th and May 1 - \$47.00**
After May 1st / \$52.00

Supply list will be sent to registered participants

Location: Irving Center for the Arts / 2000 W. Airport Frwy, Irving, TX

Refunds permitted only if workshop cancels or wait list exists.

Make checks payable to Kaligrafos & mail to:
Jeri Wright, 353 McDonnell, Lewisville, TX 75057

MORE CLASSES

MICHAEL ZEYDA

Michael is offering classes. Subject and times to be announced. See Michael's wonderful site on line at www.letter-art.info to get more information of class topics and opportunities.



PHONE COMMITTEE / Isela Contreras could still use one or more phone helpers. isela.contreras@bankofamerica.com / 972-417-9590

PUBLIC RELATIONS / June Baty has had brochures printed. Contact her if you know a place where they should be displayed. jbaty@tyequity.com / 972-238-7959

MEMBERSHIP / Need your member's directory? Contact Linda Harrison StamPenLady@aol.com 972-278-2765

NEW MEMBERS

Cheryl Darrow (*returning member!*)
P O Box 1806
Colleyville, TX 76034
Hm. Ph. (817) 428-0221
email: KRDDarrow@aol.com

Vicki Petersen
6504 Aberdeen Ave.
Dallas, TX 75230
Hm. Ph. (214) 368-4972
email: vickilynnpetersen@hotmail.com

Randi Eiland
4249 Southcrest Rd.
Dallas, TX 75229
Hm. Ph. (214) 357-9200
email: randieiland@aol.com

ADDRESS CHANGES

Sally Dorn / new
2809 Amherst Ave.
Dallas 75225
214.265.1190

James Walters
1131 Ashemere Court
Midlothian, TX 76065
H: (972) 723-0939
W: (927) 296-3891

List these people in your membership directory

MORE NOTES!

2004 NOMINATING COMMITTEE / Chairman, Kathy Setina - Carol Scott, Harriet Moore, Louise Weber, Cheryl Darrow

DOOR PRIZE WINNERS: Louise Weber, Ruth Loney, Iliana Zeyda, Marie Adamson, James Walters, June Baty, Jeri Wright
Prizes provided by Paul Siegel, Terry Porter, Sandra Douglas & Carol Scott

HISTORIC HANDS: Italic Swash Caps - Kathy Setina Modeled on the basic Roman Majuscules. When these basic forms are elaborated with a decorative stroke it's called a SWASH cap. Contact Kathy if you missed the handout at the meeting!

AREA WORKSHOP OPPORTUNITIES

FT. WORTH CALLIGRAPHY GUILD HOSTING

SHERRY KIESSEL

Saturday & Sunday, February 21 & 22, 2004 - 9am-4pm
CONTEMPORARY DECORATED LETTERS


\$105 for both days* (plus \$5 supply fee for materials)

Limited to 18 participants

Line and color come together to create these contemporary letters based upon the versal form. Beginning with pencil and layout paper familiarize yourselves with the basic. Play with color, explore a variety of coloring techniques, watercolors, colored pencils, metallic watercolors to decorate and highlight these decorated letters. REGISTRATION DEADLINE January 29* *Early Bird Discount / \$95 if registered by JAN. 20*

Feb 21 & 22 Contemporary Decorated Letters

Name _____		
Address _____		
City _____	State _____	Zip _____
Phone _____	e mail _____	
Reserve my space \$105 _____ / \$95 for Early Birds (by 1/20/04)		



AND

FT. WORTH CALLIGRAPHY GUILD HOSTING

SHERRY KIESSEL

Monday & Tuesday, February 23 & 24, 2004 - 9am-4pm
MINATURE PAINTINGS & ILLUSTRATION TECHNIQUES

\$105 for both days* (plus \$8 supply fee for materials)

Limited to 12 participants



This step-by-step process creating layered pieces in miniature are started with building blacks made with watercolor washes, bits of collage, gestural line, gold leaf etc. You will create a multi-dimensional layered piece that can convey emotion or hidden messages or an abstract concept. Use as art in themselves, play and explore! A great non-threatening instructor-led exercise in design, color and more. REGISTRATION DEADLINE January 29th * *Early Bird Discount / \$95 if registered by JAN. 20*

Feb 23 & 24 Miniature Paintings & Illustration Techniques

Name _____		
Address _____		
City _____	State _____	Zip _____
Phone _____	e mail _____	
Reserve my space \$105 _____ / \$95 for Early Birds (by 1/20/04)		

Contact: ANGIE VANGALIS - 972-745-3698 / avgraphics@earthlink.net

Send Your Check made payable to: Ft. Worth Calligrapher's Guild / PO Box 2362, Coppell TX 75019

Workshop Location: Jaycee Park 2000 W. Airport Frwy., Irving, TX

Refunds permitted only if workshop cancels or wait list exists.

VALENTINE PARTY & EXHIBIT

Bring your friends and family and enjoy the Kaligrafos Valentine Party! Enjoy the members' exhibit, and if you wish to participate in the valentine exchange, bring one for each person who wants to participate. Also bring your favorite dessert or a dozen cookies...YUM!

Irving Center for the Arts, 2000 W. Airport Freeway. 2 - 4 PM

The GRACEFUL ENVELOPE

This is a nationally known and revered event. has lifted the lowly envelop to the high of fine art. Sponsored by the Washington Calligraphers Guild you can join our own Donna Sabolovic, who has had several envelopes chosen, and try your own hand at developing a unique and prize-winning envelop. The theme this year is: **THE WEATHER** For more information, contact: calligraphersguild.org - April 19 is the deadline so don't waste time!

VACD REPORT

- Marta Wiechmann-Simmons

KEEP IN TOUCH WITH WHAT'S GOING ON THE THE VISUAL ARTS COUNCIL AT WWW.VACD.COM
VACD Fund Raiser - Marta tells us we will soon hear about ADDRESSING the envelopes.

KALIGRAFOS LIBRARY

The books have been arranged and are ready to check out. So far 216 cookbooks have been sold at a profit. John Neal has reviewed our cookbook and ther will be a full page ad in the Jan. issue of *Tabellae Ansatae* magazine of bookbinding

E - NOTICES / E - NEWSLETTERS

Do you want to keep up-to-date on Kaligrafos activities that might miss the newsletter? Do you want to receive a copy of the newsletter in magnificent color? Contact Janell at jwimberl@flash.net to get on the list to receive PDF format newsletters & E-Notices.

CALLIGRAPHY OF THE MONTH

Grace Ann Vanderpool

Angie Vangalis



CALLIGRAPHY OF THE MONTH

WILL BE CONTINUED FOR THE MONTH OF MARCH -

Bring your doodles, jobs and projects and aspiring art to share - WIN PRIZES too!

Our Annual Valentine Party!

Great Fun and Lots to See!

On SUNDAY February 8th Kaligrafos is holding the annual Valentine Party and Exhibit. For the last 3 years we have been having this affair at the Center for the Arts in Irving. We have invited our neighbor, The Ft. Worth Calligraphers Guild, to participate in and join us for the fun. All are encouraged to bring a hand made card for the Valentine exchange. When you bring your card you are then eligible to receive a card. Bring your hubby or any other guest that you want to share this day. Also bring a dozen of your favorite cookies to share. You won't be disappointed. The exhibit always delights and inspires all of us and the display of cards runs from the very funny to the exquisite, so anything goes. Of course, all is in good taste.

Our nominating committee will be calling on you to help fill the slate of officers for the election in April. If you have a desire to participate in any of the positions, please call Kathy Setina, 972 931-7076 or kathysetina@hotmail.com.

Serving on the board allows you insight into the activities of Kaligrafos and a great opportunity to share in the direction you would like to see the group move. The friendships made are extraordinary and the planning and executing of events is great fun. So bite the bullet and volunteer.

Donna

2002-03 BOARD MEMBERS

President: Donna Sabolovic (972) 234-3748 / d.sabolovic@worldnet.att.net
Vice President: Jeri Wright (972) 436-7636 / jeribill@hotmail.com
Secretary: Paula Van Wagoner / (972) 233-2253 / pvanwagoner@prodigy.net
Treasurer: Chris Coley (972) 422-2325 / coleyczc@comcast.net
Workshops: Jeri Wright (972) 436-7636 / jwright@arrow.com
Membership: Linda Harrison (972) 278-2765 / stampenlady@aol.com
Newsletter: Janell Wimberly (972) 519-1099 / jwimberl@flash.net
Meeting Facilitator: Marta Wiechmann (972) 383-0048 / martalynn@charter.net & Isela Contreras (972) 820-6863 / isela.contreras@bankofamerica.com
Phone: Isela Contreras (972) 820-6863 / isela.contreras@bankofamerica.com
Webmaster: Jan Ensminger (972) 562-1685 / jan.ensminger@eds.com
Library: Paula Van Wagoner (972) 233-2253 / pvanwagoner@prodigy.net
Public Relations: June Baty (972) 238-7959 / jbaty@tyequity.com
Service Projects: James Ivey (214) 660-8485 - jamesiv@abqglobal.net
Historical hands: Kathy Setina (972) 931-7076 / kathysetina@hotmail.com
Exhibits: Harriet Moore (972) 612-2101 / k.p.moore@gte.net
Parliamentarian: Paul Siegel (972) 620-1556 / penman2000@aol.com
Past Pres: Dick Mussett (972) 235-0936 / granmuss@flash.net

